
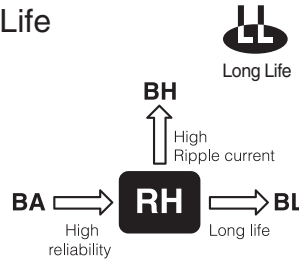


## RH For PSU High Ripple Current, Long Life Series

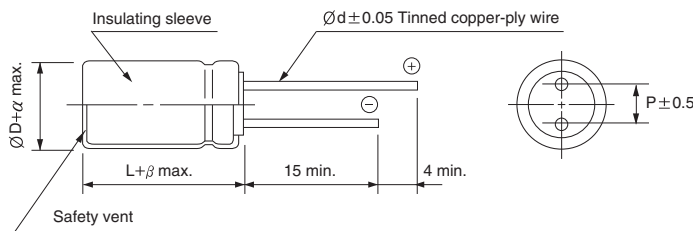
- High ripple current
- High reliability withstanding 5000 hours load life at 105°C
- Suited for ballast application
- Complied to the RoHS directive



Item	Characteristics								
Operating temperature range	WV	160 ~ 450						500	
	Temperature range	-40 ~ +105°C						-25 ~ +105°C	
Leakage current max.	I = 0.02CV + 15μA (after 5 minutes)								
Capacitance tolerance	±20% at 120Hz, 20°C								
Dissipation factor max. (at 120Hz, 20°C)	WV	160	200	250	350	400	420	450	500
	tanδ	0.15	0.15	0.15	0.20	0.24	0.24	0.24	0.24
Low temperature characteristics (Impedance ratio at 120Hz)	WV	160	200	250	350	400	450	500	
	Z-25°C/Z+20°C	3	3	3	4	6	6	6	
	Z-40°C/Z+20°C	4	4	4	8	10	10	-	
Load life	After an application of DC bias voltage plus the rated AC ripple current for 5000 hours at 105°C. The measurement shall meet the following limits. The DC voltage plus the peak AC voltage combined must not exceed the rated voltage.								
	Leakage current	Less than specified value							
	Capacitance change	Within ±20% of initial value							
	tanδ	Less than 200% of specified value							
Shelf life (at 105°C)	After 1000 hours no load test, leakage current, capacitance and tanδ are same as load life value. The measurement shall be performed at 20°C by the KS C IEC 60384 - 4								

### ● DRAWING

Unit : mm



ØD	10	12.5	16	18	20	22
P	5.0	5.0	7.5	7.5	10.0	10.0
Ød	0.6	0.6	0.8	0.8	0.8	1.0
α	0.5				1.0	
β	2.0				3.0	

### ● FREQUENCY COEFFICIENT OF PERMISSIBLE RIPPLE CURRENT

μF	Frequency	60Hz	120Hz	1kHz	10kHz	50kHz	100kHz ≤
~ 4.7		0.25	0.30	0.60	0.80	0.90	1.00
6.8 ~ 15		0.30	0.40	0.70	0.90	0.95	1.00
22 ~		0.40	0.50	0.80	0.90	0.95	1.00

# MINIATURE ALUMINUM ELECTROLYTIC CAPACITORS

**RH** series

● DIMENSIONS & MAXIMUM PERMISSIBLE RIPPLE CURRENT

$\mu\text{F}$ \diagdown WV	160		200		250		350	
4.7							10 × 16	200
6.8			10 × 12.5	120	10 × 12.5	120	10 × 16	200
10	10 × 16	250	10 × 16	300	10 × 20	300	10 × 20	280
15					10 × 12.5	260		
22	10 × 16	360	10 × 16	360	12.5 × 20	600	12.5 × 20	350
	10 × 20	500	10 × 20	500				
33	10 × 20	500	10 × 20	500	12.5 × 20	600	16 × 20	500
			12.5 × 20	600				
47	12.5 × 20	600	12.5 × 20	660	12.5 × 25	720	16 × 25	660
68	12.5 × 25	600	12.5 × 25	760	16 × 25	920	16 × 31.5	800
82	16 × 20	760	16 × 20	880	16 × 25	1120	18 × 31.5	920
100	16 × 25	1100	16 × 25	1120	16 × 31.5	1200	18 × 31.5	1020
120	16 × 25	1180	16 × 31.5	1200	18 × 25	1200	18 × 31.5	1150
150	16 × 31.5	1300	16 × 31.5	1300	18 × 25	1250	18 × 40	1250
					18 × 31.5	1250		
220					18 × 35.5	1600		

$\mu\text{F}$ \diagdown WV	400		420		450		500	
1.0	10 × 12.5	90						
2.2	10 × 12.5	100	10 × 12.5	100	10 × 12.5	100		
3.3	10 × 12.5	128	10 × 12.5	128	10 × 12.5	128		
4.7	10 × 16	180	10 × 16	180	10 × 20	180		
6.8	10 × 16	200	10 × 16	200	10 × 20	200		
10	10 × 20	280	10 × 20	280	12.5 × 20	300	12.5 × 20	300
							12.5 × 25	360
15	12.5 × 16	280					12.5 × 25	360
22	12.5 × 25	430	12.5 × 25	430	12.5 × 20	430	16 × 25	420
					16 × 25	550		
33	16 × 25	640	16 × 25	660	16 × 31.5	700	16 × 31.5	560
47	16 × 31.5	750	16 × 31.5	750	16 × 31.5	700	18 × 35.5	700
56			18 × 25	750	18 × 25	750	18 × 35.5	740
68	16 × 31.5	880	16 × 31.5	900	18 × 25	900	18 × 35.5	900
					18 × 31.5	1000		
82	16 × 35.5	1000	16 × 35.5	1000	18 × 31.5	1035	18 × 40	1030
					18 × 35.5	1100		
100	18 × 35.5	1120	18 × 35.5	1170	18 × 35.5	1500	18 × 45	1100
							20 × 41	1200
120	18 × 40	1250	18 × 40	1280	18 × 40	1500		
150	20 × 41	1380	20 × 41	1500	20 × 41	1796		
180	20 × 41	1450	20 × 41	1600	22 × 45	1800		

↑  
 ↑  
 ↑  
 Ripple current (mA rms) at 105°C, 100kHz  
 Case size  $\varnothing D \times L$  (mm)