







-  Used in high power application
-  Large permissible DC current
-  Ideal for computers and portable power devices, DC-DC converters, energy storage applications and Input-Output filter applications
-  Operating temperature -40 C to +125 C
-  RoHS compliant



**ELECTRICAL SPECIFICATION @ 25°C**

Part Number	Inductance @0Adc <sup>2</sup>		Inductance <sup>3</sup> @ Irated (uH Typ)	Irated <sup>4</sup> (A)	DCR (m ) Typ	DCR (m ) Max	Saturation <sup>5</sup> Current Isat (A)	Heating <sup>6</sup> Current Idc (A)	Marking (XXXY)
	(uH)	Tolerances (%)							
RIT1392A-221MF	0.22	±20	0.21	45	0.45	0.60	60	45	221M
RIT1392A-351MF	0.35	±20	0.32	45	0.45	0.60	55	45	351M
RIT1392A-451MF	0.45	±20	0.43	29	1.10	1.45	50	29	451M
RIT1392A-601MF	0.60	±20	0.57	29	1.10	1.45	45	29	601M
RIT1392A-801MF	0.80	±20	0.76	23	2.10	2.40	44	23	801M
RIT1392A-102MF	1.00	±20	0.88	23	2.10	2.40	35	23	102M
RIT1392A-132MF	1.30	±20	1.23	19	2.55	3.00	34	19	132M
RIT1392A-152MF	1.50	±20	1.42	19	2.55	3.00	25	19	152M
RIT1392A-182MF	1.80	±20	1.60	19	2.55	3.00	20	19	182M

**Notes:**

1. Ordering Information: RIT1392A - bbbaFc.

RIT1392A = Product Type.

a = Tolerance of Inductance (M = ± 20%).

bbb = Inductance value in uH (i.e. 351 = 0.35uH; 152 = 1.50uH).

F = Internal Control Code.

c = Packaging Code (No code = Non Tape & Reel Packaging, i.e. Tray packaging).

2. Inductance is tested at 0.1Vrms, 100kHz @ 0Adc.

3. Inductance at Irated is a typical inductance value for the component taken at rated current.

4. The rated current listed is the lower of the saturation current @ 25°C or the heating current.

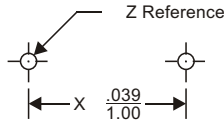
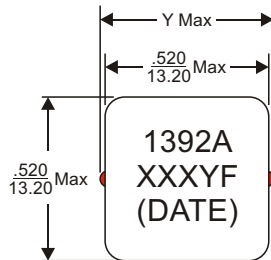
5. Saturation current, Isat, indicates the value of DC current when the inductance is 15% (typical) lower than its initial value at an ambient temperature of 25°C.

6. Heating current, Idc, is the current required to raise the component temperature by approximately 40°C. The heating current is determined by mounting the component on a typical PCB and applying current for 30 minutes.

7. Operating temperature range: -40°C to +125°C.

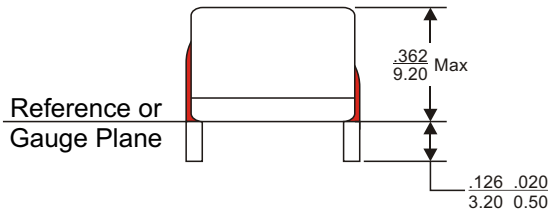
8. The part temperature (ambient temperature + temperature rise) should not exceed the upper limit of the operating temperature under worst case operating conditions. Circuit design, component placement, PWB trace size and thickness, airflow and other cooling provisions all affect the part temperature. Part temperature should be verified in the end application.

**MECHANICAL DIMENSIONS**



**Recommended Pad Layout**

E&E Part Number	X (in./mm)	Y (in./mm)	Z (in./mm)
RIT1392A-221MF	.492/12.50	.630/16.00	.087/2.20
RIT1392A-351MF	.492/12.50	.630/16.00	.087/2.20
RIT1392A-451MF	.500/12.70	.618/15.70	.063/1.60
RIT1392A-601MF	.500/12.70	.618/15.70	.063/1.60
RIT1392A-801MF	.394/10.00	.512/13.00	.051/1.30
RIT1392A-102MF	.394/10.00	.512/13.00	.051/1.30
RIT1392A-132MF	.433/11.00	.551/14.00	.051/1.30
RIT1392A-152MF	.433/11.00	.551/14.00	.051/1.30
RIT1392A-182MF	.433/11.00	.551/14.00	.051/1.30

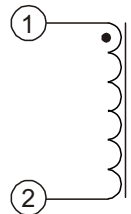


Weight (in gram) :	7.2 typ.
Tray packaging :	130pcs / tray

**Notes:**

- 9. All dimensions are specified in  $\frac{\text{inches}}{\text{mm}}$  with higher precedence in mm.
- 10. Unless otherwise specified, all tolerances are  $\pm \frac{.010}{0.25}$ .

**SCHEMATIC**



**FOR MORE INFORMATION, PLEASE CONTACT**

**HEADQUARTER**

1/F., Harbour View 1, No.12 Science Park East Avenue,  
Phase II, Hong Kong Science Park, Shatin, N.T.  
Hong Kong

Tel: (852) 2954 3333 Fax: (852) 2954 3304

Email: eempl@eleceltek.com

Website: <http://www.eleceltek.com> / [www.eemagnetic.com](http://www.eemagnetic.com)

Information herein is for reference only and subject to change without notice. It does not constitute any representation, warranty or commitment of the company in respect of the products in any aspect. All logos, brands and product names mentioned herein are trademarks or registered trademarks of their respective owners. The company does not assume any liability arising out of the application or use of any product or circuit described herein. Copyrights 2009, E & E Magnetic Products Limited.

1/F., Harbour View 1, No.12 Science Park East Avenue, Phase II, Hong Kong Science Park, Shatin, N.T. Hong Kong  
Tel: (852) 2954 3333 • Fax: (852) 2954 3304