






-  Magnetically Shielded
-  Miniature in size and high energy storage
-  Ideal for high current requirements of notebook, video recorders and other DC-DC conversion applications
-  Operating temperature range: -40°C to +125 C.
-  RoHS compliant



ELECTRICAL SPECIFICATION @ 25°C

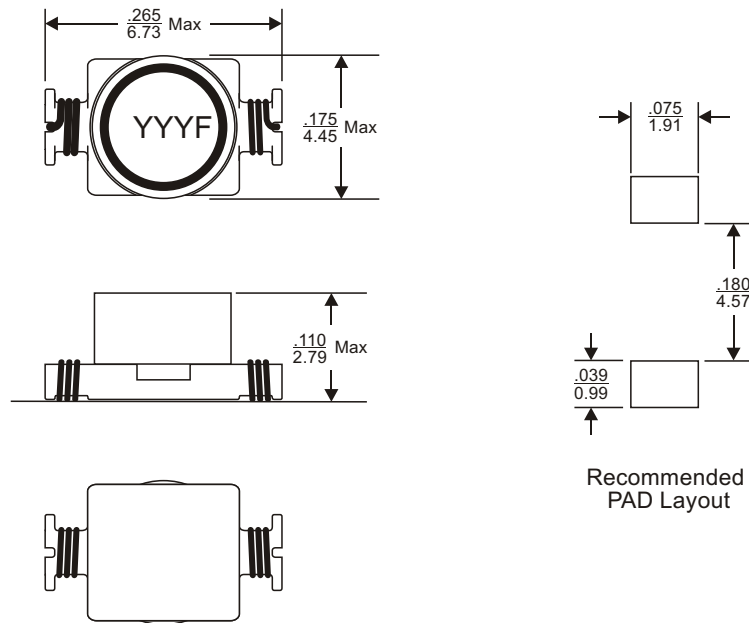
Part Number	Inductance @ 0Adc (uH)	Inductance Tolerance(%)		Inductance @ Irated (uH)Typ.	Irated (Adc)	DCR (m) (Max)	Q Factor Min	Test ⁴ Freq. (kHz)	SRF (MHz) Min.	Saturation Current(25 C) (A)	Heating Current (A)	Marking (YYYY)
		L	M									
SISP1174M-102F	1.0	N/A	20	0.7	3.0	13	30	200	40	3.0	3.0	102
SISP1174M-152F	1.5	N/A	20	1.0	2.0	15	30	200	40	2.0	2.8	152
SISP1174M-222F	2.2	N/A	20	1.6	1.7	18	40	200	40	1.7	1.8	222
SISP1174M-332F	3.3	N/A	20	2.3	1.3	21	40	200	40	1.3	1.6	332
SISP1174M-472F	4.7	N/A	20	3.4	1.0	30	40	200	40	1.0	1.4	472
SISP1174M-682F	6.8	N/A	20	4.8	0.90	51	40	200	36	0.90	1.2	682
SISP1174M-103F	10	N/A	20	7.2	0.80	73	40	200	30	0.80	1.0	103
SISP1174M-153F	15	N/A	20	14	0.60	90	40	100	26	0.60	0.8	153
SISP1174M-223F	22	N/A	20	18	0.50	120	40	100	21	0.50	0.7	223
SISP1174M-333F	33	N/A	20	26	0.40	188	40	100	15	0.40	0.6	333
SISP1174M-473F	47	N/A	20	32	0.45	230	40	100	13	0.45	0.5	473
SISP1174M-683F	68	N/A	20	45	0.32	370	40	100	8.0	0.32	0.4	683
SISP1174M-104F	100	N/A	20	74	0.28	470	40	100	6.0	0.28	0.3	104
SISP1174M-154F	150	N/A	20	109	0.22	620	40	100	5.0	0.22	0.26	154
SISP1174M-224F	220	N/A	20	161	0.15	950	40	100	4.5	0.15	0.22	224
SISP1174M-334F	330	N/A	20	208	0.14	1340	40	100	3.5	0.14	0.20	334
SISP1174M-474F	470	N/A	20	350	0.13	1800	40	100	3.0	0.13	0.19	474
SISP1174M-604F	600	N/A	20	412	0.12	2550	40	100	2.7	0.12	0.18	604
SISP1174M-684F	680	N/A	20	500	0.10	2650	40	100	2.5	0.10	0.17	684
SISP1174M-105F	1000	N/A	20	744	0.07	4000	40	100	2.0	0.07	0.15	105
SISP1174L-505F	5000	15	N/A	4900	0.05	18500	40	100	0.5	0.05	0.05	505

Notes:

1. Ordering Information: SISP1174a - bbbFc.
 SISP1174 = Product Type.
 a = Tolerance of Inductance (M = ±20%; L = ±15%).
 bbb = Inductance value in uH (i.e. 152 = 1.5uH; 153 = 15uH; 154 = 150uH; 505 = 5000 uH).
 F = Internal Control Code.
 c = Packaging Code (U = Tape & Reel Packaging in 7 inch Reel).
2. The saturation current is the current which causes the inductance to drop by approximately 30% of its inductance at zero current.
3. The heating current is the dc current which causes the temperature of the part to increase by not more than 30 C.
4. Test frequency is specified as the frequency for measuring Q value.
5. The part temperature (ambient temperature + temperature rise) should not exceed the upper limit of the operating temperature under worst case operating conditions. Circuit design, component placement, PWB trace size and thickness, airflow and other cooling provisions all affect the part temperature. Part temperature should be verified in the end application.



MECHANICAL DIMENSIONS

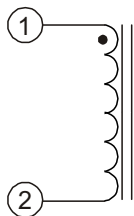


Notes:

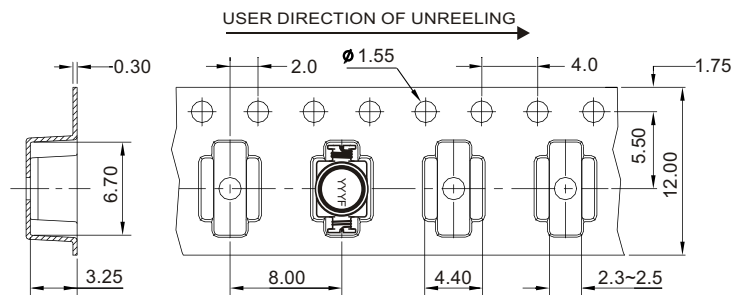
- 6. All dimensions are specified in $\frac{\text{inches}}{\text{mm}}$ with higher precedence in mm.
- 7. Unless otherwise specified, all tolerances are $\pm \frac{.010}{0.25}$.

Weight (in gram)	: 0.1 typ.
Tape & Reel	: 650 / reel

SCHEMATIC



PACKAGING



FOR MORE INFORMATION, PLEASE CONTACT

HEADQUARTER

1/F., Harbour View 1, No.12 Science Park East Avenue,
Phase II, Hong Kong Science Park, Shatin, N.T.
Hong Kong

Tel: (852) 2954 3333 Fax: (852) 2954 3304

Email: eempl@eleceltek.com

Website: <http://www.eleceltek.com> / www.eemagnetic.com

Information herein is for reference only and subject to change without notice. It does not constitute any representation, warranty or commitment of the company in respect of the products in any aspect. All logos, brands and product names mentioned herein are trademarks or registered trademarks of their respective owners. The company does not assume any liability arising out of the application or use of any product or circuit described herein. Copyrights 2009, E & E Magnetic Products Limited.