









-  Suitable for DC/DC conversions in notebook computer, PDAs and plamtop.
-  Small size and high performance with low profile
-  Unshielded and self-leaded design for pick and place handling
-  Inductance range from 0.33 to 4.7 micro H
-  RoHS compliant



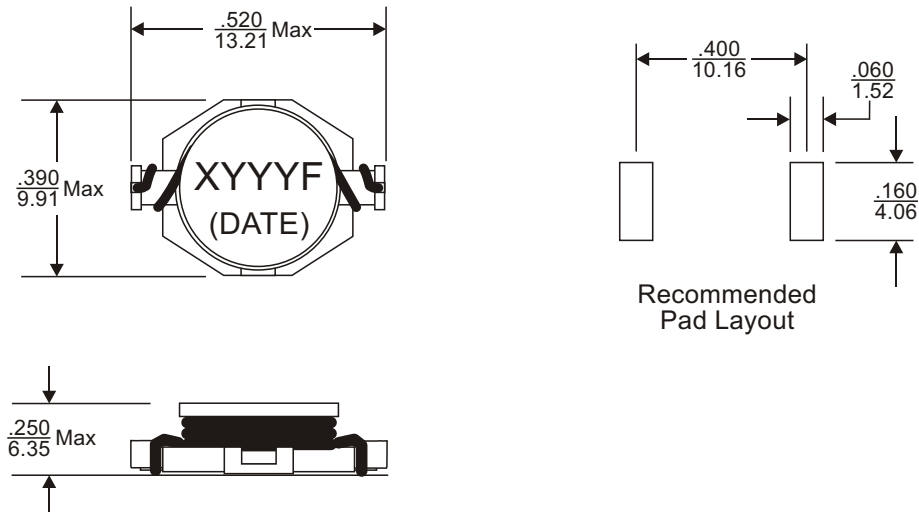
**ELECTRICAL SPECIFICATION @ 25°C**

Part Number	Inductance <sup>2</sup> L (uH ± 20%)	DCR (m Ω) Max	SRF (MHz) Typ	Isat <sup>3</sup> (A)	Irms <sup>4</sup> (A)	Marking (XYYY)
UIS3316HCM-331F	0.33	2.0	300	20.0	16.0	M331
UIS3316HCM-681F	0.68	5.0	200	13.0	12.0	M681
UIS3316HCM-102F	1.0	6.0	100	11.0	10.0	M102
UIS3316HCM-152F	1.5	8.0	90	9.0	9.0	M152
UIS3316HCM-222F	2.2	11.0	90	7.8	7.4	M222
UIS3316HCM-272F	2.7	12.0	65	7.0	6.6	M272
UIS3316HCM-332F	3.3	14.0	65	6.4	5.9	M332
UIS3316HCM-472F	4.7	18.0	45	5.4	4.8	M472

**Notes:**

1. Ordering Information: UIS3316HCa - bbbFc.  
UIS3316HC = Product Type.  
a = Tolerance of Inductance (M = ±20%).  
bbb = Inductance value in uH (i.e. 331 =0.33uH; 332 = 3.3uH).  
F = Internal Control Code.  
c = Packaging Code (T = Tape & Reel Packaging in 13 inch Reel).
2. Inductance is tested at 100kHz, 0.1Vrms.
3. Inductance drops 10% typical at Isat.
4. T=40°C rise typical at Irms.
5. Operating temperature range: -40°C to +125°C.
6. The part temperature (ambient temperature + temperature rise) should not exceed the upper limit of the operating temperature under worst case operating conditions. Circuit design, component placement, PWB trace size and thickness, airflow and other cooling provisions all affect the part temperature. Part temperature should be verified in the end application.

**MECHANICAL DIMENSIONS**

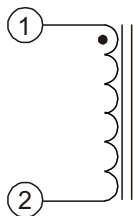


**Notes:**

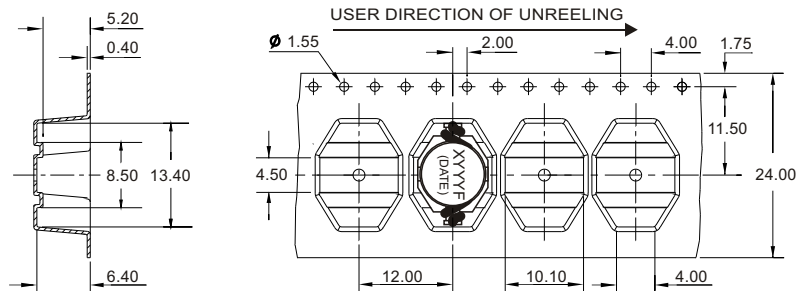
- 7. All dimensions are specified in  $\frac{\text{inches}}{\text{mm}}$  with higher precedence in inches.
- 8. Unless otherwise specified, all tolerances are  $\pm 0.10$   
 $\pm 0.25$ .

Weight (in gram)	: 2 typ.
Tape & Reel	: 750 / reel

**SCHEMATIC**



**PACKAGING**



**FOR MORE INFORMATION, PLEASE CONTACT**

**HEADQUARTER**  
1/F., Harbour View 1, No.12 Science Park East Avenue,  
Phase II, Hong Kong Science Park, Shatin, N.T.  
Hong Kong  
Tel: (852) 2954 3333 Fax: (852) 2954 3304  
Email: eempl@eleceltek.com  
Website: <http://www.eleceltek.com> / [www.eemagnetic.com](http://www.eemagnetic.com)

Information herein is for reference only and subject to change without notice. It does not constitute any representation, warranty or commitment of the company in respect of the products in any aspect. All logos, brands and product names mentioned herein are trademarks or registered trademarks of their respective owners. The company does not assume any liability arising out of the application or use of any product or circuit described herein. Copyrights 2009, E & E Magnetic Products Limited.

1/F., Harbour View 1, No.12 Science Park East Avenue, Phase II, Hong Kong Science Park, Shatin, N.T. Hong Kong  
Tel: (852) 2954 3333 • Fax: (852) 2954 3304