







-  Used in high power application
-  Large permissible DC current
-  Ideal for computers and portable power devices, DC-DC converters, energy storage applications and Input-Output filter applications
-  Operating temperature -55 C to +125 C
-  RoHS compliant



ELECTRICAL SPECIFICATION @ 25°C

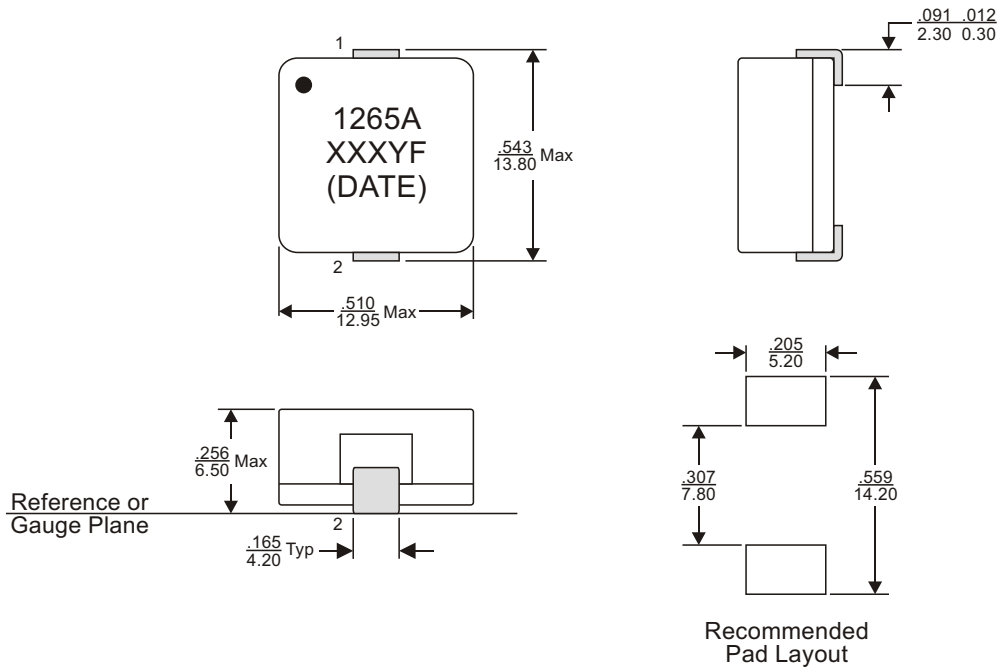
Part Number	Inductance ² @0Adc (H 20%)	DCR (m Max)	Saturation ³ Current Isat(A)	Heating ⁴ Current Irms(A)	Marking (XXXY)
RIS1265A-R47MF	0.47	1.20	51	41	R47M
RIS1265A-R56MF	0.56	1.40	46	37	R56M
RIS1265A-R68MF	0.68	1.60	42	35	R68M
RIS1265A-R82MF	0.82	1.90	38	33	R82M
RIS1265A-1R0MF	1.00	2.00	35	32	1R0M
RIS1265A-1R5MF	1.50	3.00	28	27	1R5M
RIS1265A-2R2MF	2.20	4.20	23	22	2R2M
RIS1265A-3R3MF	3.30	6.80	19	18	3R3M
RIS1265A-6R8MF	6.80	14.00	13	11.5	6R8M

Notes:

1. Ordering Information: RIS1265A - bbbaFc.
 RIS1265A = Product Type.
 a = Tolerance of Inductance (M = ±20%).
 bbb = Inductance value in uH (i.e. R68 = 0.68uH; 6R8 = 6.8uH).
 F = Internal Control Code.
 c = Packaging Code (T = Tape & Reel Packaging in 13 inch Reel).
2. Inductance is tested at 100kHz, 0.1Vrms, 0Adc.
3. Saturation current, Isat, is the DC current at which the inductance of the component drops by 20% typical at ambient temperature of 25 C.
4. Heating current, Irms, is the current required to raise the part temperature by approximately 40 C.
5. The part temperature (ambient temperature + temperature rise) should not exceed the upper limit of the operating temperature under worst case operating conditions. Circuit design, component placement, PWB trace size and thickness, airflow and other cooling provisions all affect the part temperature. Part temperature should be verified in the end application.



MECHANICAL DIMENSIONS



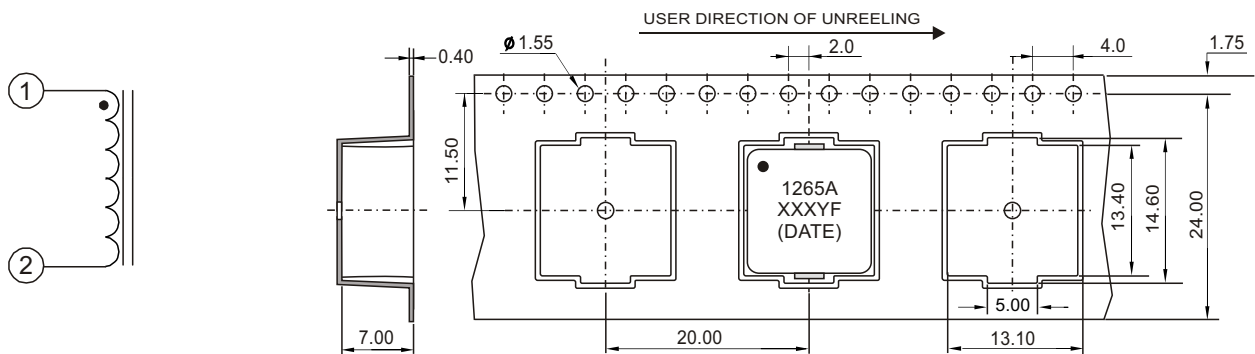
Notes:

- 6. All dimensions are specified in inches with higher precedence in mm.
- 7. Unless otherwise specified, all tolerances are $\pm .010$
 0.25 .

Weight (in gram)	: 3.5 typ.
Tape & Reel	: 350 / reel

SCHEMATIC

PACKAGING



FOR MORE INFORMATION, PLEASE CONTACT

HEADQUARTER

1/F., Harbour View 1, No.12 Science Park East Avenue,
Phase II, Hong Kong Science Park, Shatin, N.T.
Hong Kong

Tel: (852) 2954 3333 Fax: (852) 2954 3304

Email: eempl@eleceltek.com

Website: <http://www.eleceltek.com> / www.eemagnetic.com

Information herein is for reference only and subject to change without notice. It does not constitute any representation, warranty or commitment of the company in respect of the products in any aspect. All logos, brands and product names mentioned herein are trademarks or registered trademarks of their respective owners. The company does not assume any liability arising out of the application or use of any product or circuit described herein. Copyrights 2009, E & E Magnetic Products Limited.