

Power Inductor APCT Series

**Automotive
AEC-Q200**

RoHS Compliant
Halogen Free
REACH Compliant



Power
Circuit

Shield

Wire
Wound

Ferrite

Part Numbering

A	PCT	00	060645	1R0	M	70
Grade	Series Name	Control Code	Dimensions Code (mm)	Inductance (uH)	Tolerance	Internal Code
			060645 6.2x6x4.5	1R0 1	M ±20%	70
			080845 7.5x7.5x4.5	100 10	T ±30%	80
			101065 10.3x10x6.5	101 100		Y0
			131285 12.5x12.3x8.5			Z0

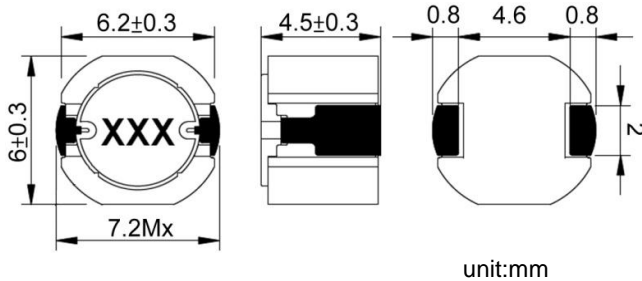
This specification applies to Power Inductors for Automotive Electronics based on AEC-Q200 except for Power train and Safety.

Power Inductor APCT Series

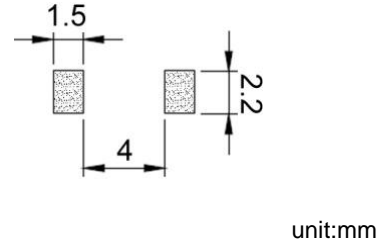
**Automotive
AEC-Q200**

APCT00060645 - 70 Type

■ Dimensions



■ Recommended Land Pattern



■ Electrical Characteristics

Part No.	Inductance (uH)	Test Freq.	RDC (mΩ)Max.	Isat (A)	Irms (A)	Tolerance (±%)	Marking
APCT000606451R0□70	1.0	100kHz,0.25V	11±30%	6.7	4.8	30	1R0
APCT000606451R5□70	1.5	100kHz,0.25V	13±30%	5.5	4.5	30	1R5
APCT000606452R2□70	2.2	100kHz,0.25V	15±30%	4.2	4.1	30	2R2
APCT000606453R3□70	3.3	100kHz,0.25V	19±30%	3.5	3.7	30	3R3
APCT000606454R7□70	4.7	100kHz,0.25V	23±30%	3.1	3.3	30	4R7
APCT000606456R8□70	6.8	100kHz,0.25V	27±30%	2.5	3.1	30	6R8
APCT00060645100□70	10	100kHz,0.25V	35±20%	2.1	2.6	20,30	100

Note: When ordering, please specify tolerance code. Tolerance: M=±20% / T=±30%

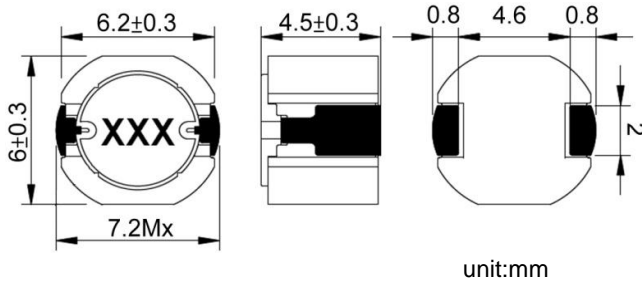
- Operating temperature range - 55°C ~ 150°C(Including self - temperature rise)
- Isat for Inductance drop 30% from its value without current
- Irms for a 40°C temperature rise from 25°C ambient with current
- Rated DC Current: The less value which is Isat or Irms
- Measure Equipment:
 - L: HP4284A PRECISION LCR METER (or equivalent)
 - RDC: CHROMA MODEL 16502 MILLIOHMMETER (or equivalent)
 - Isat:WK3255BQ+ WK3265B (or equivalent)
 - Irms: WK3255BQ+ WK3265B (or equivalent)

Power Inductor APCT Series

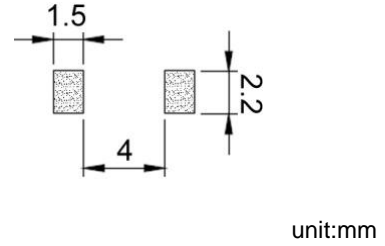
**Automotive
AEC-Q200**

APCT00060645 - 80 Type

■ Dimensions



■ Recommended Land Pattern



■ Electrical Characteristics

Part No.	Inductance (uH)	Test Freq.	RDC (mΩ)Max.	Isat (A)	Irms (A)	Tolerance (±%)	Marking
APCT000606451R0□80	1.0	100kHz,0.25V	11±30%	6.7	4.8	30	1R0
APCT000606451R5□80	1.5	100kHz,0.25V	13±30%	5.5	4.5	30	1R5
APCT000606452R2□80	2.2	100kHz,0.25V	15±30%	4.2	4.1	30	2R2
APCT000606453R3□80	3.3	100kHz,0.25V	19±30%	3.5	3.7	30	3R3
APCT000606454R7□80	4.7	100kHz,0.25V	23±30%	3.1	3.3	30	4R7
APCT000606456R8□80	6.8	100kHz,0.25V	27±30%	2.5	3.1	30	6R8
APCT00060645100□80	10	100kHz,0.25V	35±20%	2.1	2.6	20,30	100

Note: When ordering, please specify tolerance code. Tolerance: M=±20% / T=±30%

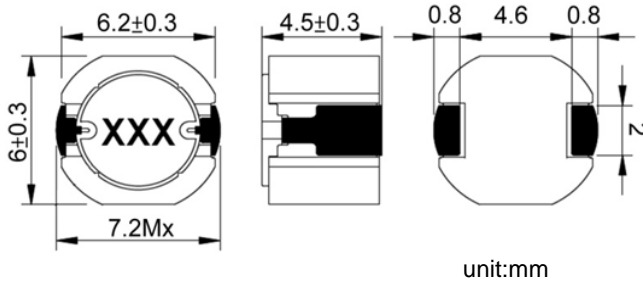
- Operating temperature range - 40°C ~ 125°C(Including self - temperature rise)
- Isat for Inductance drop 30% from its value without current
- Irms for a 40°C temprature rise from 25°C ambient with current
- Rated DC Current: The less value which is Isat or Irms
- Measure Equipment:
 - L: HP4284A PRECISION LCR METER (or equivalent)
 - RDC: CHROMA MODEL 16502 MILLIOHMMETER (or equivalent)
 - Isat:WK3255BQ+ WK3265B (or equivalent)
 - Irms: WK3255BQ+ WK3265B (or equivalent)

Power Inductor APCT Series

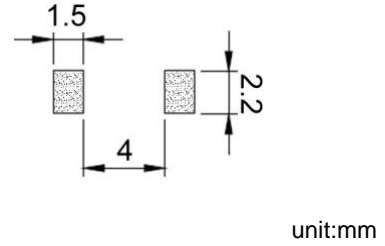
**Automotive
AEC-Q200**

APCT00060645 - Y0 Type

■ Dimensions



■ Recommended Land Pattern



■ Electrical Characteristics

Part No.	Inductance (uH)	Test Freq.	RDC (Ω)Max.	Isat (A)	Irms (A)	Tolerance ($\pm\%$)	Marking
APCT000606451R0□Y0	1.0	100kHz,0.25V	0.0154	6.7	4.8	30	1R0
APCT00060645100□Y0	10	100kHz,0.25V	0.0837	2.1	2.1	20,30	100
APCT00060645150□Y0	15	100kHz,0.25V	0.15	1.7	1.7	20,30	150
APCT00060645220□Y0	22	100kHz,0.25V	0.19	1.4	1.4	20,30	220
APCT00060645101□Y0	100	100kHz,0.25V	0.68	0.61	0.61	20,30	101
APCT00060645221□Y0	220	100kHz,0.25V	1.6	0.47	0.47	20,30	221
APCT00060645471□Y0	470	100kHz,0.25V	3.34	0.28	0.28	20,30	471

Note: When ordering, please specify tolerance code. Tolerance: M= $\pm 20\%$ / T= $\pm 30\%$

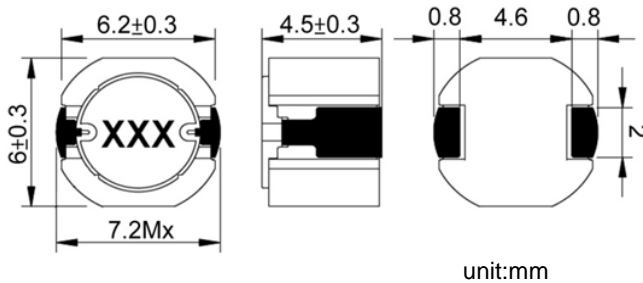
- Operating temperature range - 40°C ~ 125°C (Including self - temperature rise)
- Isat for Inductance drop 30% from its value without current
- Irms for a 40°C temperature rise from 25°C ambient with current
- Rated DC Current: The less value which is Isat or Irms
- Measure Equipment:
 - L: HP4284A PRECISION LCR METER (or equivalent)
 - RDC: CHROMA MODEL 16502 MILLIOHMMETER (or equivalent)
 - Isat:WK3255BQ+ WK3265B (or equivalent)
 - Irms: WK3255BQ+ WK3265B (or equivalent)

Power Inductor APCT Series

**Automotive
AEC-Q200**

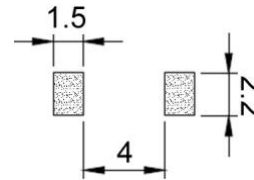
APCT00060645 - Z0 Type

Dimensions



unit:mm

Recommended Land Pattern



unit:mm

Electrical Characteristics

Part No.	Inductance (uH)	Test Freq.	RDC (Ω)Max.	Isat (A)	Irms (A)	Tolerance (±%)	Marking
APCT000606451R0□Y0	1.0	100kHz,0.25V	0.0154	6.7	4.8	30	1R0
APCT00060645100□Y0	10	100kHz,0.25V	0.0837	2.1	2.1	20,30	100
APCT00060645150□Y0	15	100kHz,0.25V	0.15	1.7	1.7	20,30	150
APCT00060645220□Y0	22	100kHz,0.25V	0.19	1.4	1.4	20,30	220
APCT00060645101□Y0	100	100kHz,0.25V	0.68	0.61	0.61	20,30	101
APCT00060645221□Y0	220	100kHz,0.25V	1.6	0.47	0.47	20,30	221
APCT00060645471□Y0	470	100kHz,0.25V	3.34	0.28	0.28	20,30	471

Note: When ordering, please specify tolerance code. Tolerance: M=±20% / T=±30%

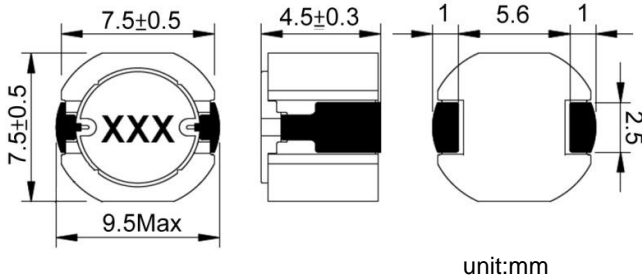
- Operating temperature range - 50°C ~ 150°C(Including self - temperature rise)
- Isat for Inductance drop 30% from its value without current
- Irms for a 40°C temperature rise from 25°C ambient with current
- Rated DC Current: The less value which is Isat or Irms
- Measure Equipment:
 - L: HP4284A PRECISION LCR METER (or equivalent)
 - RDC: CHROMA MODEL 16502 MILLIOHMMETER (or equivalent)
 - Isat:WK3255BQ+ WK3265B (or equivalent)
 - Irms: WK3255BQ+ WK3265B (or equivalent)

Power Inductor APCT Series

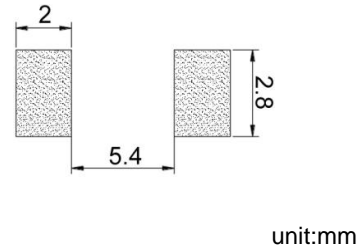
**Automotive
AEC-Q200**

APCT00080845 - 70 Type

■ Dimensions



■ Recommended Land Pattern



■ Electrical Characteristics

Part No.	Inductance (uH)	Test Freq.	RDC (mΩ)Max.	Isat (A)	Irms (A)	Tolerance (±%)	Marking
APCT000808451R0□70	1.0	100kHz,0.25V	9±30%	8.5	6.5	30	1R0
APCT000808451R5□70	1.5	100kHz,0.25V	10±30%	6.3	5.4	30	1R5
APCT000808452R2□70	2.2	100kHz,0.25V	13±30%	6.2	5.1	30	2R2
APCT000808453R3□70	3.3	100kHz,0.25V	16±30%	4.7	4.8	30	3R3
APCT000808454R7□70	4.7	100kHz,0.25V	18±30%	4.1	4.1	30	4R7
APCT000808456R8□70	6.8	100kHz,0.25V	22±30%	3.1	3.9	30	6R8
APCT00080845100□70	10	100kHz,0.25V	33±30%	3	3.1	20,30	100

Note: When ordering, please specify tolerance code. Tolerance: M=±20% / T=±30%

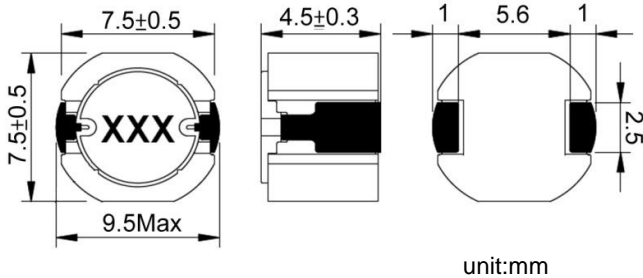
1. Operating temperature range - 55°C ~ 150°C(Including self - temperature rise)
2. Isat for Inductance drop 30% from its value without current
3. Iirms for a 40°C temperature rise from 25°C ambient with current
4. Rated DC Current: The less value which is Isat or Iirms
5. Measure Equipment:
 - L: HP4284A PRECISION LCR METER (or equivalent)
 - RDC: CHROMA MODEL 16502 MILLIOHMMETER (or equivalent)
 - Isat:WK3255BQ+ WK3265B (or equivalent)
 - Iirms: WK3255BQ+ WK3265B (or equivalent)

Power Inductor APCT Series

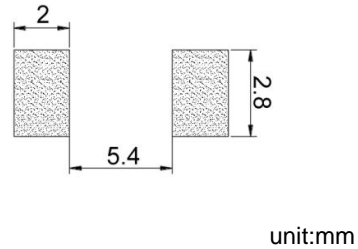
**Automotive
AEC-Q200**

APCT00080845 - 80 Type

■ Dimensions



■ Recommended Land Pattern



■ Electrical Characteristics

Part No.	Inductance (uH)	Test Freq.	RDC (mΩ)Max.	Isat (A)	Irms (A)	Tolerance (±%)	Marking
APCT000808451R0□80	1.0	100kHz,0.25V	9±30%	8.5	6.5	30	1R0
APCT000808451R5□80	1.5	100kHz,0.25V	10±30%	6.3	5.4	30	1R5
APCT000808452R2□80	2.2	100kHz,0.25V	13±30%	6.2	5.1	30	2R2
APCT000808453R3□80	3.3	100kHz,0.25V	16±30%	4.7	4.8	30	3R3
APCT000808454R7□80	4.7	100kHz,0.25V	18±30%	4.1	4.1	30	4R7
APCT000808456R8□80	6.8	100kHz,0.25V	22±30%	3.1	3.9	30	6R8
APCT00080845100□80	10	100kHz,0.25V	33±30%	3	3.1	20,30	100

Note: When ordering, please specify tolerance code. Tolerance: M=±20% / T=±30%

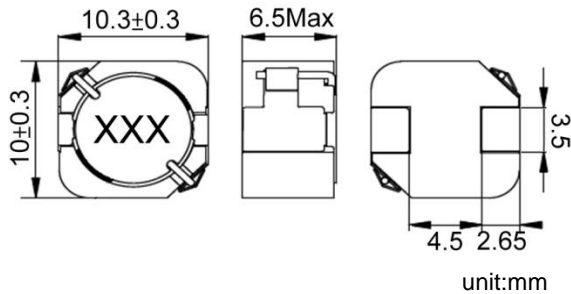
1. Operating temperature range - 40°C ~ 125°C(Including self - temperature rise)
2. Isat for Inductance drop 30% from its value without current
3. Iirms for a 40°C temprature rise from 25°C ambient with current
4. Rated DC Current: The less value which is Isat or Iirms
5. Measure Equipment:
 - L: HP4284A PRECISION LCR METER (or equivalent)
 - RDC: CHROMA MODEL 16502 MILLIOHMMETER (or equivalent)
 - Isat:WK3255BQ+ WK3265B (or equivalent)
 - Iirms: WK3255BQ+ WK3265B (or equivalent)

Power Inductor APCT Series

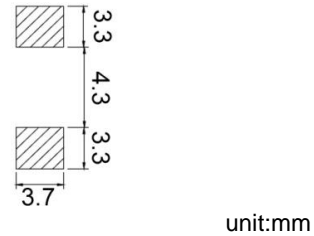
**Automotive
AEC-Q200**

APCT00101065 - 70 Type

■ Dimensions



■ Recommended Land Pattern



■ Electrical Characteristics

Part No.	Inductance (uH)	Test Freq.	RDC (mΩ)Typ.	Isat (A)	Irms (A)	Tolerance (±%)	Marking
APCT001010651R0□70	1.0	100kHz,0.25V	5.4	11.5	10.5	30	1R0
APCT001010651R5□70	1.5	100kHz,0.25V	6.2	11	9.3	30	1R5
APCT001010652R2□70	2.2	100kHz,0.25V	7.1	9	8.5	30	2R2
APCT001010653R3□70	3.3	100kHz,0.25V	8.5	5.8	8.1	30	3R3
APCT001010654R7□70	4.7	100kHz,0.25V	11	5.7	7	30	4R7
APCT001010656R8□70	6.8	100kHz,0.25V	13	4.25	6.6	30	6R8
APCT00101065100□70	10	100kHz,0.25V	17	3.6	5.8	20,30	100
APCT00101065220□70	22	100kHz,0.25V	43	2.65	3.3	20,30	220
APCT00101065330□70	33	100kHz,0.25V	61	2.15	2.9	20,30	330
APCT00101065470□70	47	100kHz,0.25V	74	2	2.6	20,30	470
APCT00101065101□70	100	100kHz,0.25V	150	1.35	1.9	20,30	101
APCT00101065221□70	220	100kHz,0.25V	350	0.85	1.2	20,30	221
APCT00101065471□70	470	100kHz,0.25V	600	0.6	0.9	20,30	471

Note: When ordering, please specify tolerance code. Tolerance: M=±20% / T=±30%

1. Operating temperature range - 55°C ~ 150°C(Including self - temperature rise)
2. Isat for Inductance drop 30% from its value without current
3. Iirms for a 40°C temprature rise from 25°C ambient with current
4. Rated DC Current: The less value which is Isat or Iirms
5. Measure Equipment:

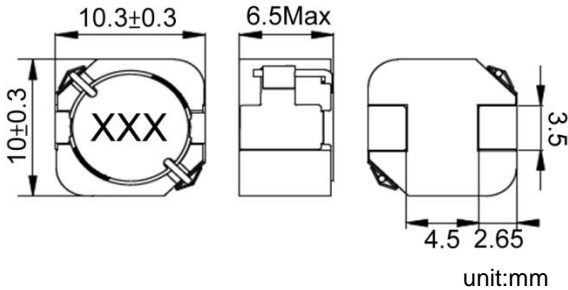
- L: HP4284A PRECISION LCR METER (or equivalent)
- RDC: CHROMA MODEL 16502 MILLIOHMETER (or equivalent)
- Isat:WK3255BQ+ WK3265B (or equivalent)
- Iirms: WK3255BQ+ WK3265B (or equivalent)

Power Inductor APCT Series

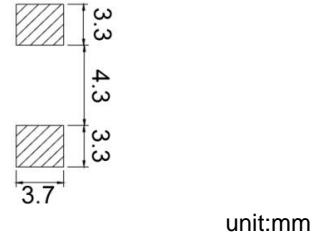
**Automotive
AEC-Q200**

APCT00101065 - 80 Type

■ Dimensions



■ Recommended Land Pattern



■ Electrical Characteristics

Part No.	Inductance (uH)	Test Freq.	RDC (mΩ)Typ.	Isat (A)	Irms (A)	Tolerance (±%)	Marking
APCT001010651R0□80	1.0	100kHz,0.25V	5.4	11.5	10.5	30	1R0
APCT001010651R5□80	1.5	100kHz,0.25V	6.2	11	9.3	30	1R5
APCT001010652R2□80	2.2	100kHz,0.25V	7.1	9	8.5	30	2R2
APCT001010653R3□80	3.3	100kHz,0.25V	8.5	5.8	8.1	30	3R3
APCT001010654R7□80	4.7	100kHz,0.25V	11	5.7	7	30	4R7
APCT001010656R8□80	6.8	100kHz,0.25V	13	4.25	6.6	30	6R8
APCT00101065100□80	10	100kHz,0.25V	17	3.6	5.8	20,30	100
APCT00101065220□80	22	100kHz,0.25V	43	2.65	3.3	20,30	220
APCT00101065330□80	33	100kHz,0.25V	61	2.15	2.9	20,30	330
APCT00101065470□80	47	100kHz,0.25V	74	2	2.6	20,30	470
APCT00101065101□80	100	100kHz,0.25V	150	1.35	1.9	20,30	101
APCT00151065151□80	150	100kHz,0.25V	240	1.05	1.5	20,30	151
APCT00101065221□80	220	100kHz,0.25V	350	0.85	1.2	20,30	221
APCT00101065471□80	470	100kHz,0.25V	600	0.6	0.9	20,30	471

Note: When ordering, please specify tolerance code. Tolerance: M=±20% / T=±30%

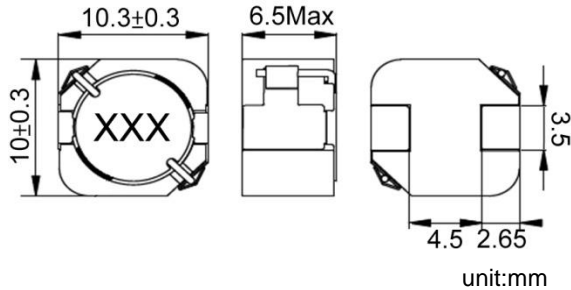
1. Operating temperature range - 40°C ~ 125°C(Including self - temperature rise)
2. Isat for Inductance drop 30% from its value without current
3. I rms for a 40°C temprature rise from 25°C ambient with current
4. Rated DC Current: The less value which is Isat or I rms
5. Measure Equipment:
 L: HP4284A PRECISION LCR METER (or equivalent)
 RDC: CHROMA MODEL 16502 MILLIOHMETER (or equivalent)
 Isat:WK3255BQ+ WK3265B (or equivalent)
 I rms: WK3255BQ+ WK3265B (or equivalent)

Power Inductor APCT Series

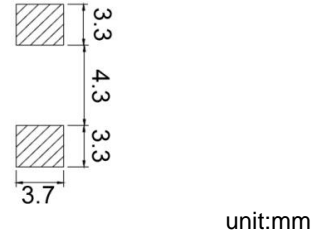
**Automotive
AEC-Q200**

APCT00101065 - Y0 Type

■ Dimensions



■ Recommended Land Pattern



■ Electrical Characteristics

Part No.	Inductance (uH)	Test Freq.	RDC (Ω)Max.	Isat (A)	Irms (A)	Tolerance (±%)	Marking
APCT001010652R2□Y0	2.2	100kHz,0.25V	0.012	9	8.3	30	2R2
APCT00101065100□Y0	10	100kHz,0.25V	0.033	3.4	5.5	20,30	100
APCT00101065150□Y0	15	100kHz,0.25V	0.04	3.3	4.1	20,30	150
APCT00101065220□Y0	22	100kHz,0.25V	0.059	2.45	3	20,30	220
APCT00101065330□Y0	33	100kHz,0.25V	0.085	2.15	2.9	20,30	330
APCT00101065470□Y0	47	100kHz,0.25V	0.104	1.8	2.3	20,30	470
APCT00101065680□Y0	68	100kHz,0.25V	0.145	1.45	2.1	20,30	680
APCT00101065101□Y0	100	100kHz,0.25V	0.215	1.15	1.6	20,30	101
APCT00101065221□Y0	220	100kHz,0.25V	0.554	0.65	0.9	20,30	221
APCT00101065471□Y0	470	100kHz,0.25V	1.12	0.4	0.6	20,30	471

Note: When ordering, please specify tolerance code. Tolerance: M=±20% / T=±30%

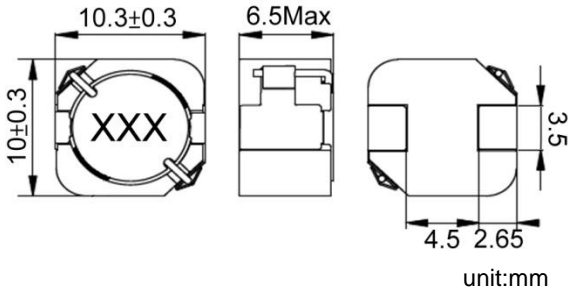
1. Operating temperature range - 40°C ~ 125°C(Including self - temperature rise)
2. Isat for Inductance drop 30% from its value without current
3. Irms for a 40°C temprature rise from 25°C ambient with current
4. Rated DC Current: The less value which is Isat or Irms
5. Measure Equipment:
 - L: HP4284A PRECISION LCR METER (or equivalent)
 - RDC: CHROMA MODEL 16502 MILLIOHMETER (or equivalent)
 - Isat:WK3255BQ+ WK3265B (or equivalent)
 - Irms: WK3255BQ+ WK3265B (or equivalent)

Power Inductor APCT Series

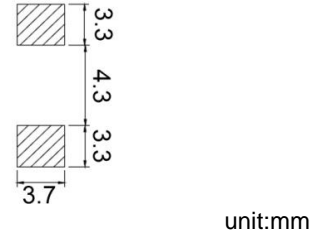
**Automotive
AEC-Q200**

APCT00101065 - Z0 Type

■ Dimensions



■ Recommended Land Pattern



■ Electrical Characteristics

Part No.	Inductance (uH)	Test Freq.	RDC (Ω)Max.	Isat (A)	Irms (A)	Tolerance (±%)	Marking
APCT001010652R2□Z0	2.2	100kHz,0.25V	0.012	9	8.3	30	2R2
APCT00101065100□Z0	10	100kHz,0.25V	0.033	3.4	5.5	20,30	100
APCT00101065150□Z0	15	100kHz,0.25V	0.04	3.3	4.1	20,30	150
APCT00101065220□Z0	22	100kHz,0.25V	0.059	2.45	3	20,30	220
APCT00101065330□Z0	33	100kHz,0.25V	0.085	2.15	2.9	20,30	330
APCT00101065470□Z0	47	100kHz,0.25V	0.104	1.8	2.3	20,30	470
APCT00101065680□Z0	68	100kHz,0.25V	0.145	1.45	2.1	20,30	680
APCT00101065101□Z0	100	100kHz,0.25V	0.215	1.15	1.6	20,30	101
APCT00101065221□Z0	220	100kHz,0.25V	0.554	0.65	0.9	20,30	221
APCT00101065471□Z0	470	100kHz,0.25V	1.12	0.4	0.6	20,30	471

Note: When ordering, please specify tolerance code. Tolerance: M=±20% / T=±30%

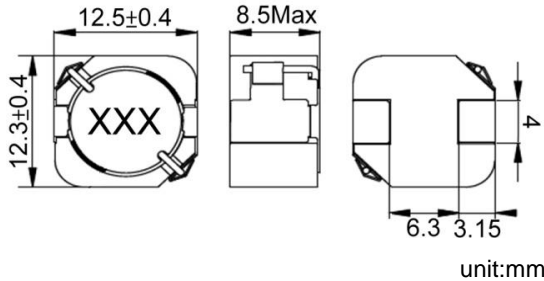
- Operating temperature range - 50°C ~ 150°C(Including self - temperature rise)
- Isat for Inductance drop 30% from its value without current
- Irms for a 40°C temprature rise from 25°C ambient with current
- Rated DC Current: The less value which is Isat or Irms
- Measure Equipment:
 - L: HP4284A PRECISION LCR METER (or equivalent)
 - RDC: CHROMA MODEL 16502 MILLIOHMETER (or equivalent)
 - Isat:WK3255BQ+ WK3265B (or equivalent)
 - Irms: WK3255BQ+ WK3265B (or equivalent)

Power Inductor APCT Series

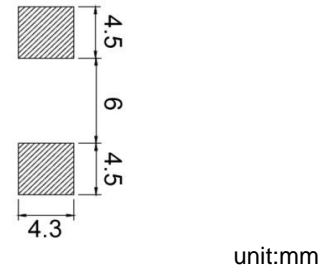
**Automotive
AEC-Q200**

APCT00131285 - 70 Type

■ Dimensions



■ Recommended Land Pattern



■ Electrical Characteristics

Part No.	Inductance (uH)	Test Freq.	RDC (mΩ)Typ.	Isat (A)	Irms (A)	Tolerance (±%)	Marking
APCT001312856R8□70	6.8	100kHz,0.25V	10	7.3	8.5	30	6R8
APCT00131285100□70	10	100kHz,0.25V	12	6.4	7.7	20,30	100
APCT00131285150□70	15	100kHz,0.25V	24	5.85	5.1	20,30	150
APCT00131285220□70	22	100kHz,0.25V	27	4.3	4.5	20,30	220
APCT00131285330□70	33	100kHz,0.25V	52	3.65	3.6	20,30	330
APCT00131285470□70	47	100kHz,0.25V	66	3.1	3.2	20,30	470
APCT00131285680□70	68	100kHz,0.25V	90	2.65	2.7	20,30	680
APCT00131285101□70	100	100kHz,0.25V	110	2.1	2.6	20,30	101
APCT00131285151□70	150	100kHz,0.25V	170	1.8	2.1	20,30	151
APCT00131285221□70	220	100kHz,0.25V	280	1.55	1.6	20,30	221
APCT00131285331□70	330	100kHz,0.25V	410	1.2	1.25	20,30	331
APCT00131285471□70	470	100kHz,0.25V	590	1	1.1	20,30	471

Note: When ordering, please specify tolerance code. Tolerance: M=±20% / T=±30%

1. Operating temperature range - 55°C ~ 150°C(Including self - temperature rise)
2. Isat for Inductance drop 30% from its value without current
3. Iirms for a 40°C temprature rise from 25°C ambient with current
4. Rated DC Current: The less value which is Isat or Iirms
5. Measure Equipment:

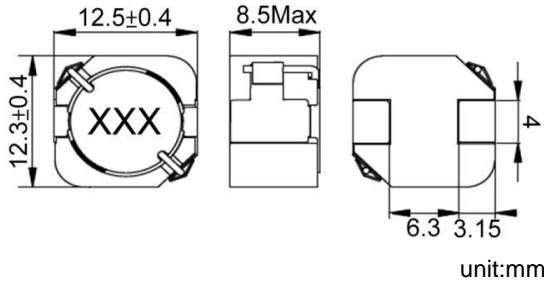
- L: HP4284A PRECISION LCR METER (or equivalent)
- RDC: CHROMA MODEL 16502 MILLIOHMETER (or equivalent)
- Isat:WK3255BQ+ WK3265B (or equivalent)
- Iirms: WK3255BQ+ WK3265B (or equivalent)

Power Inductor APCT Series

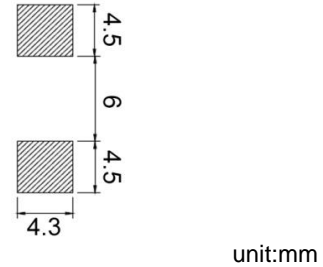
**Automotive
AEC-Q200**

APCT00131285 - 80 Type

■ Dimensions



■ Recommended Land Pattern



■ Electrical Characteristics

Part No.	Inductance (uH)	Test Freq.	RDC (mΩ)Typ.	Isat (A)	Irms (A)	Tolerance (±%)	Marking
APCT001312856R8□80	6.8	100kHz,0.25V	10	7.3	8.5	30	6R8
APCT00131285100□80	10	100kHz,0.25V	12	6.4	7.7	20,30	100
APCT00131285150□80	15	100kHz,0.25V	24	5.85	5.1	20,30	150
APCT00131285220□80	22	100kHz,0.25V	27	4.3	4.5	20,30	220
APCT00131285330□80	33	100kHz,0.25V	52	3.65	3.6	20,30	330
APCT00131285470□80	47	100kHz,0.25V	66	3.1	3.2	20,30	470
APCT00131285680□80	68	100kHz,0.25V	90	2.65	2.7	20,30	680
APCT00131285101□80	100	100kHz,0.25V	110	2.1	2.6	20,30	101
APCT00131285151□80	150	100kHz,0.25V	170	1.8	2.1	20,30	151
APCT00131285221□80	220	100kHz,0.25V	280	1.55	1.6	20,30	221
APCT00131285331□80	330	100kHz,0.25V	410	1.2	1.25	20,30	331
APCT00131285471□80	470	100kHz,0.25V	590	1	1.1	20,30	471

Note: When ordering, please specify tolerance code. Tolerance: M=±20% / T=±30%

1. Operating temperature range - 40°C ~ 125°C(Including self - temperature rise)
2. Isat for Inductance drop 30% from its value without current
3. Iirms for a 40°C temprature rise from 25°C ambient with current
4. Rated DC Current: The less value which is Isat or Iirms
5. Measure Equipment:

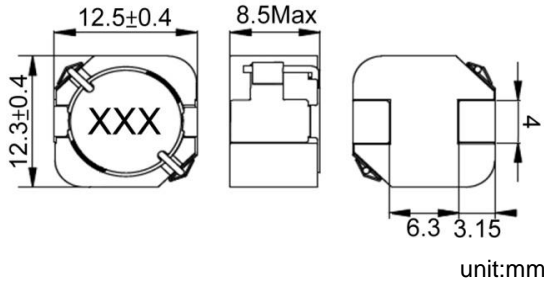
- L: HP4284A PRECISION LCR METER (or equivalent)
- RDC: CHROMA MODEL 16502 MILLIOHMETER (or equivalent)
- Isat:WK3255BQ+ WK3265B (or equivalent)
- Iirms: WK3255BQ+ WK3265B (or equivalent)

Power Inductor APCT Series

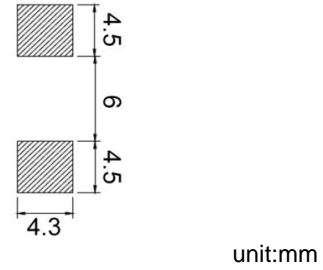
**Automotive
AEC-Q200**

APCT00131285 - Y0 Type

■ Dimensions



■ Recommended Land Pattern



■ Electrical Characteristics

Part No.	Inductance (uH)	Test Freq.	RDC (mΩ)Max.	Isat (A)	Irms (A)	Tolerance (±%)	Marking
APCT00131285100□Y0	10	100kHz,0.25V	20	6.4	6	20,30	100
APCT00131285150□Y0	15	100kHz,0.25V	34	5.8	5	20,30	150
APCT00131285220□Y0	22	100kHz,0.25V	37	4.3	4.4	20,30	220
APCT00131285330□Y0	33	100kHz,0.25V	68	3.6	3.5	20,30	330
APCT00131285470□Y0	47	100kHz,0.25V	82	3.1	3.1	20,30	470
APCT00131285680□Y0	68	100kHz,0.25V	100	2.65	2.7	20,30	680
APCT00131285101□Y0	100	100kHz,0.25V	133	2.1	2.5	20,30	101
APCT00131285151□Y0	150	100kHz,0.25V	220	1.8	2	20,30	151
APCT00131285221□Y0	220	100kHz,0.25V	330	1.5	1.5	20,30	221
APCT00131285331□Y0	330	100kHz,0.25V	533	1.2	1.15	20,30	331
APCT00131285471□Y0	470	100kHz,0.25V	755	1	1	20,30	471

Note: When ordering, please specify tolerance code. Tolerance: M=±20% / T=±30%

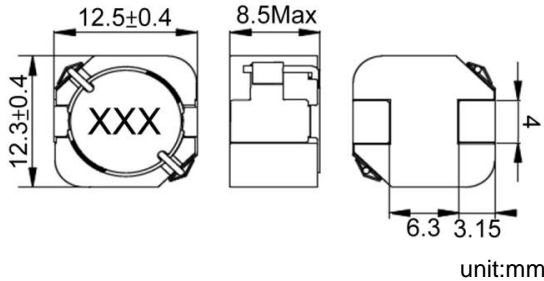
1. Operating temperature range - 40°C ~ 125°C(Including self - temperature rise)
2. Isat for Inductance drop 30% from its value without current
3. Irms for a 40°C temprature rise from 25°C ambient with current
4. Rated DC Current: The less value which is Isat or Irms
5. Measure Equipment:
 L: HP4284A PRECISION LCR METER (or equivalent)
 RDC: CHROMA MODEL 16502 MILLIOHMETER (or equivalent)
 Isat:WK3255BQ+ WK3265B (or equivalent)
 Irms: WK3255BQ+ WK3265B (or equivalent)

Power Inductor APCT Series

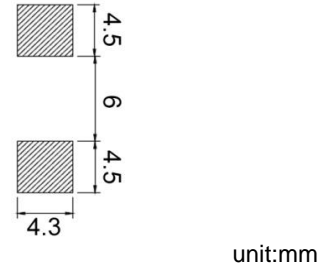
**Automotive
AEC-Q200**

APCT00131285 - Z0 Type

■ Dimensions



■ Recommended Land Pattern



■ Electrical Characteristics

Part No.	Inductance (uH)	Test Freq.	RDC (mΩ)Max.	Isat (A)	Irms (A)	Tolerance (±%)	Marking
APCT00131285100□Z0	10	100kHz,0.25V	20	6.4	6	20,30	100
APCT00131285150□Z0	15	100kHz,0.25V	34	5.8	5	20,30	150
APCT00131285220□Z0	22	100kHz,0.25V	37	4.3	4.4	20,30	220
APCT00131285330□Z0	33	100kHz,0.25V	68	3.6	3.5	20,30	330
APCT00131285470□Z0	47	100kHz,0.25V	82	3.1	3.1	20,30	470
APCT00131285680□Z0	68	100kHz,0.25V	100	2.65	2.7	20,30	680
APCT00131285101□Z0	100	100kHz,0.25V	133	2.1	2.5	20,30	101
APCT00131285151□Z0	150	100kHz,0.25V	220	1.8	2	20,30	151
APCT00131285221□Z0	220	100kHz,0.25V	330	1.5	1.5	20,30	221
APCT00131285331□Z0	330	100kHz,0.25V	533	1.2	1.15	20,30	331
APCT00131285471□Z0	470	100kHz,0.25V	755	1	1	20,30	471

Note: When ordering, please specify tolerance code. Tolerance: M=±20% / T=±30%

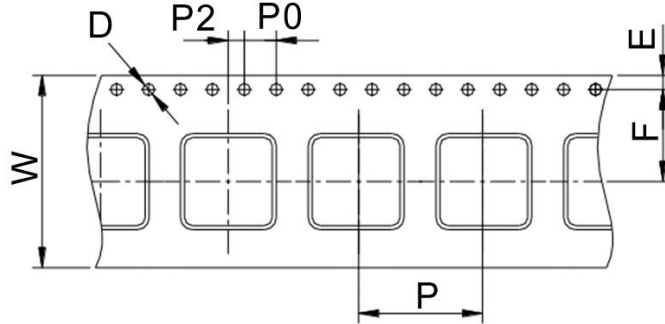
1. Operating temperature range - 50°C ~ 150°C(Including self - temperature rise)
2. Isat for Inductance drop 30% from its value without current
3. Iirms for a 40°C temprature rise from 25°C ambient with current
4. Rated DC Current: The less value which is Isat or Iirms
5. Measure Equipment:
 L: HP4284A PRECISION LCR METER (or equivalent)
 RDC: CHROMA MODEL 16502 MILLIOHMETER (or equivalent)
 Isat:WK3255BQ+ WK3265B (or equivalent)
 Iirms: WK3255BQ+ WK3265B (or equivalent)

Power Inductor APCT Series

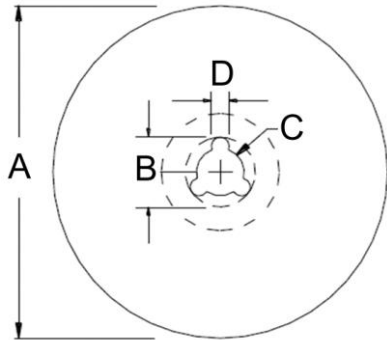
**Automotive
AEC-Q200**

■ Packaging

Tape Dimensions



Reel Dimensions



Dimensions in mm

TYPE	Tape Dimensions							Reel Dimensions				Quantity
	W	D	E	F	P	P0	P2	A	B	C	D	PCS / REEL
APCT00060645	16	1.5	1.75	7.5	12	4	2	330	20	13	2	1000
APCT00080845	16	1.5	1.75	7.5	12	4	2	330	20	13	2	1000
APCT00101065	24	1.5	1.75	11.5	16	4	2	330	20	13	2	500
APCT00131285	24	1.5	1.75	11.5	16	4	2	330	20	13	2	400