

Super Silent Blowers
E0525H/K



□48×25 (□1.9"×1.0")
Max. airflow: 0.22 m³/min
Max. static pressure: 220 Pa
Mass: 50 g

■ Features

- The smaller 48 mm square blower gives as much airflow output as a larger 70 mm square blower while maintaining the same low noise level.
- Both clockwise and counterclockwise discharge (mirror-image) versions are available.

Fan model code

- E0525H12B7AZ-00**
- E0525H12B7AS-00**
- E0525K12B7AZ-00**
- E0525H24B7AZ-00**
- E0525H24B7AS-00**
- E0525K24B7AZ-00**

■ Standard specification

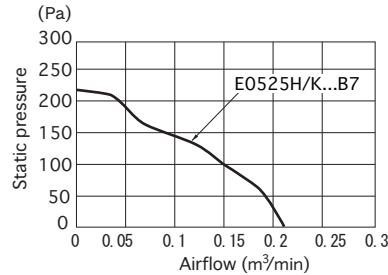
Max. Airflow m ³ /min	Max. Static Pressure CFM	Max. Static Pressure Pa	Noise inH ₂ O	Noise dB	Speed min ⁻¹	Voltage Spec. V		Current mA		Model Code	Operating Temp. Range °C
						Rating	Operating Range	Rating	Starting		
0.22	7.8	220	0.88	42.5	6700	12	4.5-13.8	230	530	E0525H12B7AZ-00	-20 ~ +70
										E0525K12B7AZ-00	
						24	9.6-27.6	110	280	E0525H24B7AZ-00	
										E0525K24B7AZ-00	

- Figures in the table are average measured values. Please request the product delivery specification when preparing a purchase specification.
- The characteristics are the values at rated voltage (12 V or 24 V), and normal temperature and humidity.

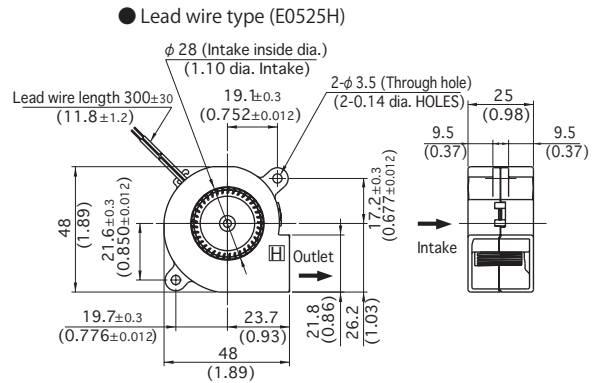
■ General specification

Materials Used	Venturi: ABS and PBT synthetic resins Impeller: ABS and PBT synthetic resins Bearing: Both side shielded ball bearing
Motor	Brushless DC motor, Protection type: Current shut off by detecting lock state, automatically reset
Common Elec. Spec.	See pages G-11, G-12, G-13.

■ Standard airflow and static pressure characteristics (At rated voltage)
[By double chamber method]

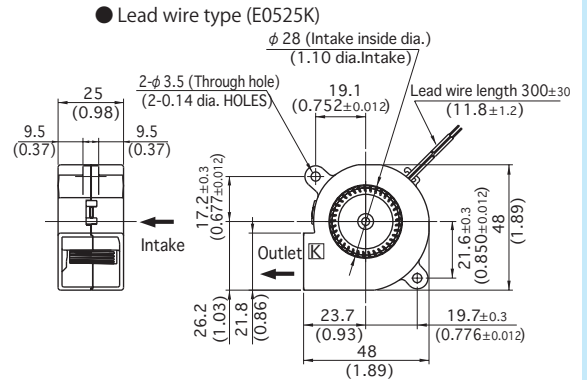
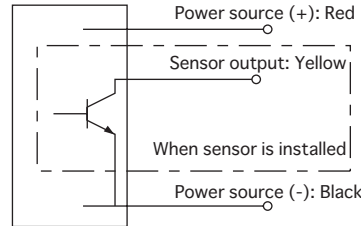


■ External dimensions in mm (inches)



● Lead wire type (E0525H)
Lead wire spec. AWG26 UL3265
Color (+) Red
(-) Black

■ Wiring connection diagram



● Lead wire type (E0525K)
Lead wire spec. AWG26 UL3265
Color (+) Red
(-) Black

Super silent blower with sensor

Rated Vol.	Model Code
12 V	E0525H12B7AS-00
24 V	E0525H24B7AS-00

- NIDEC SERVO can meet many of your requirements for customization, such as special connectors, other sensors not listed above and other modifications. Please contact NIDEC SERVO during your product planning and development stage.
- The listed products are registered in the following overseas standards files, UL:cUL E48889, TUV: R50004410

DC axial fans & blowers with sensors

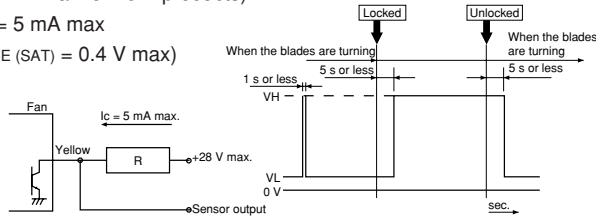
The DC fans and blowers of NIDEC SERVO have a function to send an alarm signal when the fan motor revolutions slow down. Several systems are used to cut off the system power supply by this alarm signal, with three types of sensors available. Select the right type of sensor in accordance with the purpose of use. The lead wire for the sensor is yellow. The output type is an open collector output for all three types.

■ Sensor type

1. Lock detection type (Product code: S)

The output signal indicates an [L] state (transistor is ON) while the propeller is rotating, changing to an [H] state (transistor is OFF) less than five seconds after the propeller stops rotating. The propeller automatically restarts operation within five seconds when the lock is unlocked. ([H] → [L] 5 s). If the pull-up voltage is live, the [H] state (transistor is OFF) will engage in less than five seconds, even when the power is turned off.

- Specification: $V_{CE} = 28\text{ V max}$ (55.2 V max for 48 V products)
 $I_C = 5\text{ mA max}$
($V_{CE(SAT)} = 0.4\text{ V max}$)
- Output waveform

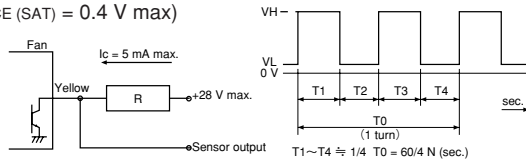


※When the power is turned on, the state sometimes becomes high [H] for several hundred ms.

2. Pulse output type (Product code: P)

A rectangular wave of two pulses will be output for each turn of the propeller while the propeller is rotating, outputting two types of signal depending on the propeller position when the propeller is locked. (See the note below ※)

- Specification: $V_{CE} = 28\text{ V max}$ (55.2 V max for 48 V products)
 $I_C = 5\text{ mA max}$
($V_{CE(SAT)} = 0.4\text{ V max}$)
- Output waveform



※Output signal waveform when the fan is stopped: The following two types of waveform are output, depending on the blade position when the propeller is stopped:
Pulse outputs of High - constant or restart timing (0.05 Hz to 2 Hz).

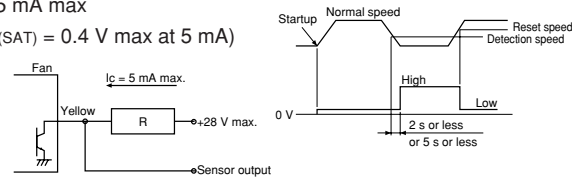
3. Speed detection type (Product code: Q)

The output signal indicates the [H] state when the propeller revolutions are slower than the preset speed, changing to the [L] state when the propeller revolutions exceed the reset speed.

[Products with a reversed output waveform are also available, suitable for a wired OR connection when several fans are installed. Contact NIDEC SERVO for further information. {Former code: SQ, new code (15 - digit code products): R}]

- Specification: $V_{CE} = 28\text{ V max}$ (55.2 V max for 48 V products)
 $I_C = 5\text{ mA max}$
($V_{CE(SAT)} = 0.4\text{ V max at } 5\text{ mA}$)

● Output waveform



Note: The output waveform for type SQ (R) will be reversed. The speed setting for the alarm output is about half the rated speed. For more detailed information, please request a product delivery specification from NIDEC SERVO.