


BWLT Series



BWLT series is the newest open type ferrite wire wound chip inductors. This wire wound ferrite construction supports thinness for low profile application.

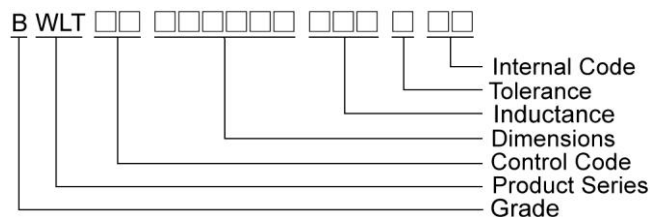
Features

- RoHS compliant
- At just 1.05mm in height, these are one of Chilisin's lowest profile surface mount inductors
- Wire wound ferrite design supports lower Rdc, higher current ratings and exceptional Q values
- Inductance values from 0.12 to 39uH

Applications

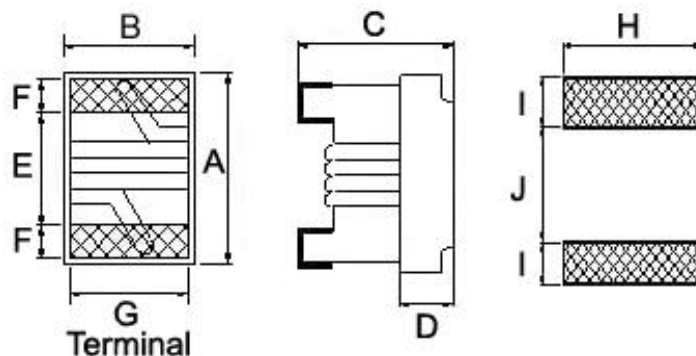
- Boost IC for tiny panels of C-STN, TFT-LCD and OLED in backlight
- Buck/Boost IC using in DC to DC converter
- LC filter in power as well as signal lines

Product Identification



Shape and Dimensions / Recommended Pattern

BWLT00241810/373110



Dimensions in mm

TYPE	A Max	B Max	C Max	D Ref	E	F	G	H	I	J
BWLT00241810	2.40	1.85	1.05	0.70	1.02	0.50	1.27	1.78	1.02	0.76
BWLT00373110	3.75	3.10	1.05	0.65	1.80	0.65	2.35	2.70	1.00	2.00

SMD Wire Wound Ferrite Chip Inductors - BWLT Series

Electrical Characteristics

Part Number	Inductance (uH)	Tolerance (±%)	Test Frequency (MHz)	Q Min	SRF (MHz) Min	RDC (Ω) Max	IDC (mA) Max	Color
BWLT00241810R12□00	0.12	10 / 5	25.2	22	1500	0.33	1200	Black
BWLT00241810R15□00	0.15	10 / 5	25.2	22	1100	0.33	1200	Brown
BWLT00241810R18□00	0.18	10 / 5	25.2	22	1100	0.36	1100	Red
BWLT00241810R22□00	0.22	10 / 5	25.2	22	1100	0.39	1100	Orange
BWLT00241810R27□00	0.27	10 / 5	25.2	22	950	0.43	1050	Yellow
BWLT00241810R33□00	0.33	10 / 5	25.2	22	650	0.46	900	Green
BWLT00241810R39□00	0.39	10 / 5	25.2	22	640	0.48	850	Blue
BWLT00241810R47□00	0.47	10 / 5	25.2	22	570	0.65	800	Violet
BWLT00241810R56□00	0.56	10 / 5	25.2	22	540	0.67	770	Gray
BWLT00241810R68□00	0.68	10 / 5	25.2	22	500	0.73	750	White
BWLT00241810R82□00	0.82	10 / 5	25.2	22	480	0.85	730	Black
BWLT00241810R10□00	1.0	10 / 5	7.96	15	470	0.87	720	Brown
BWLT00241810R2□00	1.2	10 / 5	7.96	15	450	0.97	690	Red
BWLT00241810R5□00	1.5	10 / 5	7.96	15	400	1.10	670	Orange
BWLT00241810R8□00	1.8	10 / 5	7.96	15	340	1.15	650	Yellow
BWLT00241810R2□00	2.2	10 / 5	7.96	15	265	1.28	630	Green
BWLT00241810R7□00	2.7	10 / 5	7.96	15	235	1.40	620	Blue
BWLT00241810R3□00	3.3	10 / 5	7.96	15	190	1.62	580	Violet
BWLT00241810R9□00	3.9	10 / 5	7.96	15	180	1.75	570	Gray
BWLT00241810R7□00	4.7	10 / 5	7.96	13	160	1.95	550	White
BWLT00241810R6□00	5.6	10 / 5	7.96	15	120	2.14	540	Black
BWLT00241810R8□00	6.8	10 / 5	7.96	15	45	2.28	520	Brown
BWLT00241810R2□00	8.2	10 / 5	7.96	15	42	2.55	500	Red
BWLT00241810100□00	10	10 / 5	2.52	10	38	2.70	450	Orange
BWLT00241810120□00	12	10 / 5	2.52	10	33	4.20	400	Yellow
BWLT00241810150□00	15	10 / 5	2.52	10	30	4.80	380	Green
BWLT00241810180□00	18	10 / 5	2.52	10	25	5.74	300	Blue
BWLT00241810220□00	22	10 / 5	2.52	10	23	7.75	260	Violet
BWLT00241810270□00	27	10 / 5	2.52	10	21	10.0	230	Gray
BWLT00241810330□00	33	10 / 5	2.52	10	16	13.5	200	White
BWLT00241810390□00	39	10 / 5	2.52	10	15	16.0	190	Black

Note: When ordering, please specify tolerance code. Tolerance : J=±5% , K=±10%

- Operating temperature range - 25°C ~ 105°C(Including self - temperature rise)
- IDC for Inductance drop 10% from its value without current
- Measure Equipment :
 L & Q : Agilent E4991A+Agilent HP16197A
 SRF : Agilent E4991A
 RDC : HP4338B or Chroma 16502
 IDC : HP4284A+HP42841A/HP4285A+HP42841A

SMD Wire Wound Ferrite Chip Inductors - BWLT Series

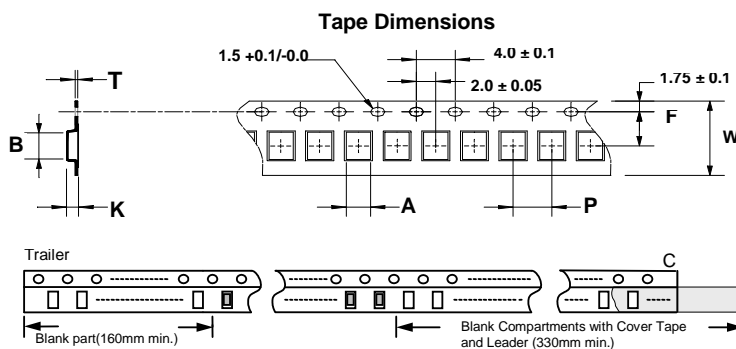
Electrical Characteristics

Part Number	Inductance (uH)	Tolerance (±%)	Test Frequency (MHz)	Q Typ.	SRF (MHz) Min	RDC (Ω) Max	IDC (mA) Max	Color Coding		
								1 ST	2 ND	3 RD
BWLT003731101R0□00	1.0	10 / 5	7.96	20	350	0.45	1500	Brown	Black	Red
BWLT003731101R2□00	1.2	10 / 5	7.96	20	330	0.49	1300	Brown	Red	Red
BWLT003731101R5□00	1.5	10 / 5	7.96	20	310	0.68	1200	Brown	Green	Red
BWLT003731101R8□00	1.8	10 / 5	7.96	20	290	0.72	1150	Brown	Gray	Red
BWLT003731102R2□00	2.2	10 / 5	7.96	20	270	1.02	1020	Red	Red	Red
BWLT003731102R7□00	2.7	10 / 5	7.96	20	265	1.15	1000	Red	Violet	Red
BWLT003731103R3□00	3.3	10 / 5	7.96	20	195	1.20	970	Orange	Orange	Red
BWLT003731103R9□00	3.9	10 / 5	7.96	20	170	1.35	910	Orange	White	Red
BWLT003731104R7□00	4.7	10 / 5	7.96	20	155	1.48	880	Yellow	Violet	Red
BWLT003731105R6□00	5.6	10 / 5	7.96	20	125	1.65	820	Green	Blue	Red
BWLT003731106R8□00	6.8	10 / 5	7.96	20	110	1.68	750	Blue	Gray	Red
BWLT003731108R2□00	8.2	10 / 5	7.96	20	100	1.88	700	Gray	Red	Red
BWLT00373110100□00	10	10 / 5	2.52	16	85	2.90	610	Brown	Black	Orange
BWLT00373110120□00	12	10 / 5	2.52	16	70	3.05	540	Brown	Red	Orange
BWLT00373110150□00	15	10 / 5	2.52	16	65	3.45	500	Brown	Green	Orange
BWLT00373110180□00	18	10 / 5	2.52	16	55	4.79	420	Brown	Gray	Orange
BWLT00373110220□00	22	10 / 5	2.52	16	50	5.20	350	Red	Red	Orange

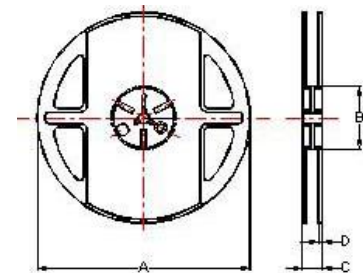
Note: When ordering, please specify tolerance code. Tolerance : J=±5% , K=±10%

- Operating temperature range - 25°C ~ 105°C(Including self - temperature rise)
- IDC for Inductance drop 10% from its value without current
- Measure Equipment :
 L & Q : Agilent E4991A+Agilent HP16197A
 SRF : Agilent E4991A
 RDC : HP4338B or Chroma 16502
 IDC : HP4284A+HP42841A/HP4285A+HP42841A

Packaging Specifications



Reel Dimensions



Dimensions in mm

TYPE	Tape Dimensions							Reel Dimensions				Quantity PCS / REEL
	A	B	T	W	P	F	K	A	B	C	D	
BWLT00241810	1.85	2.45	0.23	8	4	3.5	1.0	178	60	12	1.5	2000
BWLT00373110	3.05	3.70	0.25	12	4	5.5	1.1	178	60	12	1.5	2000