

## Data Sheet

**Customer:**

**Product:** Metal Glazed Leaded Resistor—MGR Series

**Sizes.:** 0623/0932/1145/1550

**Issued Date:** 15-Sep-17

**Edition:** REV.A3



VIKING TECH CORPORATION  
光頤科技股份有限公司  
No.70, Guangfu N. Rd., Hukou  
Township, Hsinchu County  
303, Taiwan (R.O.C)

TEL:886-3-5972931  
FAX:886-3-5972935•886-3-5973494  
E-mail:sales@viking.com.tw

VIKING TECH CORPORATION KAOHSIUNG BRANCH  
光頤科技股份有限公司高雄分公司  
No.248-3, Sin-Sheng Rd., Cian-Jhen Dist., Kaohsiung,  
806, Taiwan

TEL:886-7-8217999  
FAX:886-7-8228229  
E-mail:sales@viking.com.tw

VIKING ELECTRONICS (WUXI) CO., LTD.  
光頤電子(無錫)有限公司  
No.22 Xixia Road, Machinery & Industry Park,  
National Hi-Tech Industrial Development Zone  
of Wuxi, Wuxi, Jiangsu Province, China  
Zip Code:214028  
TEL:86-510-85203339  
FAX:86-510-85203667•86-510-85203977  
E-mail:china@viking.com.tw

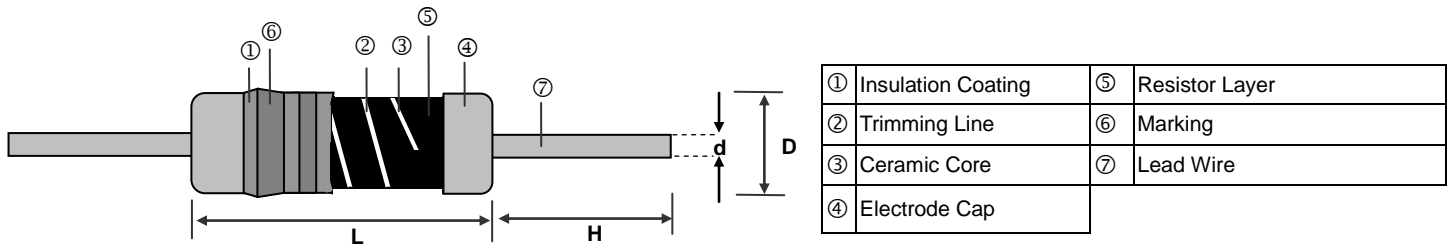
Produced by (QC)	Checked (QC)	Approved by (QC)	Prepared by (Sales)	Accepted by (Customer)
15-Sep-17	15-Sep-17	15-Sep-17	15-Sep-17	
<i>Kris Chen</i>	<i>Ben Chang</i>	<i>Ben Chang</i>		

**Metal Glazed Ledged Resistor  
Metal Glazed Ledged Resistor**

**Scope**

- Coat-Insulated megohm fixed resistors (Metal Glazed)
- High voltage surge resistors

**Construction**



**Dimensions**

Unit: mm

Type	L	D	H	d
MGR0623	6.3±0.5	2.3±0.3	28±2.0	0.55±0.03
MGR0932	9.0±0.5	3.2±0.5	26±2.0	0.65±0.03
MGR1145	11.5±1.0	4.5±0.5	35±2.0	0.78±0.03
MGR1550	15.5±1.0	5.0±0.5	32±2.0	0.78±0.03

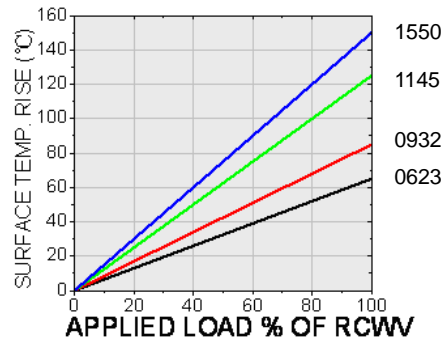
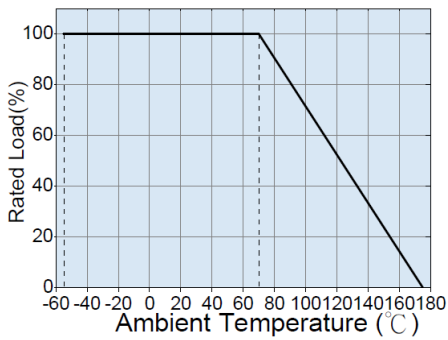
**Part Numbering**

MGR	0932	F	T	F	U	1004	S
Product Type	Dimensions (LxD)	Resistance Tolerance	Packaging Code	TCR (PPM/C)	Power Rating	Resistance	Special
	0623: 6.3x2.3 0932: 9.0x3.2 1145: 11.5x4.5 1550: 15.5x5.0	F: ±1% G: ±2% J: ±5%	A: Ammo T: Taping Reel	E: ±100 F: ±200	V: 1/4W U: 1/2W T: 1W S: 2W R: 3W	1003: 100KΩ 1004: 1MΩ 1007: 1GΩ	S: Silicone Resin E: Epoxy Resin

**Metal Glazed Ledged Resistor**

**Derating Curve**

**Surface Temp Rise**



**Standard Electrical Specifications**

Item Type	Power Rating at 70°C	Operating Temp. Range	Max. Working Voltage	Max. Overload Voltage	Dielectric Withstanding Voltage		Resistance Range			TCR (PPM/°C)	Measured
					Silicone Resin	Epoxy Resin	±1%	±2%	±5%		
0623	1/4W	-55 ~ +175°C	DC1600V AC1150V	DC2000V AC1500V	400V	500V	10KΩ~100MΩ	1KΩ~100MΩ	±100	DC100V 1K≤R≤1M  DC1000V 1M≤R	
0932	1/2W		DC3500V	4000V	500V	700V	101MΩ~1GΩ	±200			
1145	1W		DC4500V	5000V	500V	1000V	1KΩ~100MΩ	±100			
1550	2W		DC7000V	14000V	700V	1200V	101MΩ~1GΩ	±200			

**High Power Rating Electrical Specifications**

Item Type	Power Rating at 70°C	Operating Temp. Range	Max. Working Voltage	Max. Overload Voltage	Dielectric Withstanding Voltage		Resistance Range			TCR (PPM/°C)	Measured
					Silicone Resin	Epoxy Resin	±1%	±2%	±5%		
0623	1/2W	-55 ~ +175°C	DC1700V	2500V	400V	500V	10KΩ~100MΩ	1KΩ~100MΩ	±100	DC100V 1K≤R≤1M DC100V 1K≤R≤1M DC1000V 1M≤R DC1000V 1M≤R	
0932	1W		DC4000V	4500V	500V	700V	101MΩ~1GΩ	±200			
1145	2W		DC7000V	14000V	700V	1200V	10KΩ~100MΩ	±100			
1550	3W		DC10000V	14000V	700V	1200V	101MΩ~1GΩ	±200			

Operating Voltage= $\sqrt{P \cdot R}$  or Max. operating voltage listed above, whichever is lower.

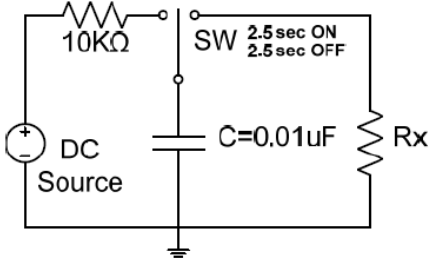
Overload Voltage= $2.5 \cdot \sqrt{P \cdot R}$  or Max. overload voltage listed above, whichever is lower.

**Silicone Resin coating color : Brown (Flame-Proof)**

**Epoxy Resin coating color : Light Blue**

**Metal Glazed Leaded Resistor**

**Environmental Characteristics**

Item	Requirement	Test Method								
Temperature Coefficient(T.C.R)	As Spec	Resistance value at room temperature and room temperature+125°C								
Short Time Overload	±(1.0%+0.05Ω)	<b>JIS-C-5201-1 5.5</b> RCWV*2.5 or Max. overload voltage whichever is lower for 5 seconds								
Insulation Resistance	±10,000MΩ Over	<b>MIL-STD-202F Method 302</b> 500±50V DC During 1 min V-Block method								
Endurance	±(3.0%+0.05Ω)	<b>MIL-STD-202F Method 108A</b> 70±2°C, RCWV for 1000 hrs with 1.5 hrs "ON" and 0.5 hrs "OFF"								
Humidity	±(5.0%+0.05Ω)	<b>MIL-STD-202F Method 103B</b> 40±2°C, 90~95% R.H., for 1000 hrs (for epoxy resin) with 1.5 hrs "ON" and 0.5 hrs "OFF"								
Damp Heat with Load	±(5.0%+0.05Ω)	<b>MIL-STD-202F Method 103B</b> 40±2°C, 90~95% R.H., for 1000 hrs with 1.5 hrs "ON" and 0.5 hrs "OFF"								
Dielectric Withstanding Voltage	By Type	<b>MIL-STD-202F Method 301</b> In V-Block for 1 minute								
Intermittent Overload	±(1.0%+0.05Ω)	<b>JIS-C-5201-1 5.8</b> 4 times RCWV for 10000 cycles with 1sec "ON" and 25 sec "OFF"								
Resistance To Soldering Heat	±(1.0%+0.05Ω)	260°C±5°C for 2±1 seconds								
Terminal Strength	Tensile: ≥ 2.5kg	Direct Load for 10 sec. In the direction off the terminal leads								
Resistance to Solvent	No abnormality in coatings and markings	IPA for 5±0.5 Min. with ultrasonic								
Anti Surge characteristics	± ( 10% + 0.05Ω )	Discharge Test : 0.01uf capacitor Discharge Pulse 10 time. (1 pulse / 5sec. max) 								
		<table border="1"> <thead> <tr> <th>Type</th> <th>0623</th> <th>0932</th> <th>1145 / 1550</th> </tr> </thead> <tbody> <tr> <td rowspan="3">Voltage</td> <td rowspan="3">3KV</td> <td>1K≤R&lt;10K:5KV</td> <td rowspan="3">10KV</td> </tr> <tr> <td>10K≤R&lt;100K:7KV</td> </tr> <tr> <td>100K≤R:10KV</td> </tr> </tbody> </table>	Type	0623	0932	1145 / 1550	Voltage	3KV	1K≤R<10K:5KV	10KV
Type	0623	0932	1145 / 1550							
Voltage	3KV	1K≤R<10K:5KV	10KV							
		10K≤R<100K:7KV								
		100K≤R:10KV								

RCWV(Rated continuous working voltage)= √(P\*R) or Max. Operating voltage whichever is lower

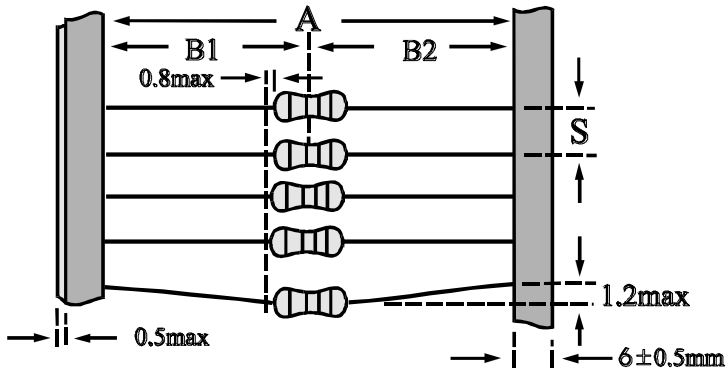
■Storage Temperature: 15~28°C; Humidity < 80%RH

**Metal Glazed Leaded Resistor**

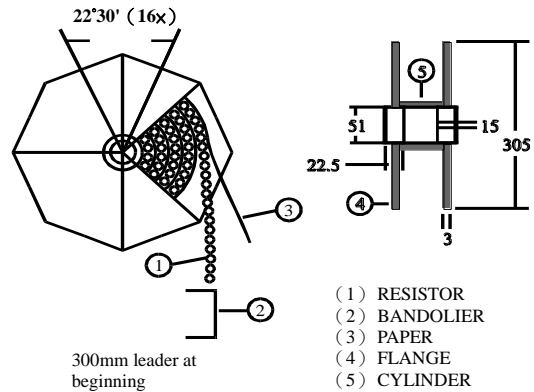
**■ Taping/Packing Specifications**

**1. Standard Type (Reel & Ammo)**

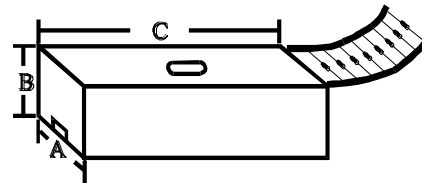
Packing Methods



Reel Packing



Ammo Packing

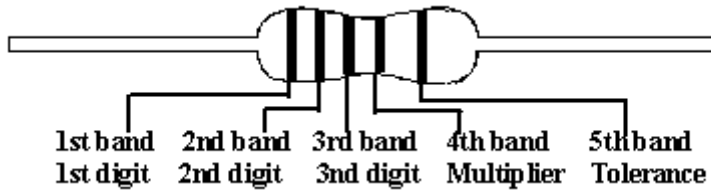
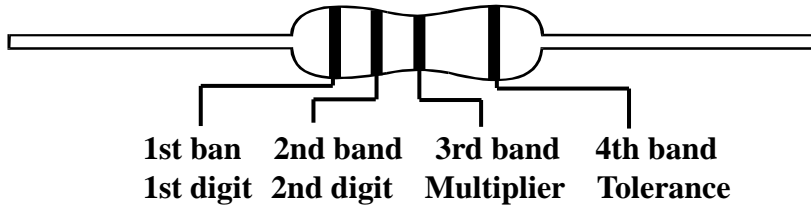


Unit: mm

Packaging Type	Packing Methods			Reel Packing		Ammo Packing			
	A	B1-B2 Max	S	Across Flange (A)	Qty	A	B	C	Qty
0623	52+1/-0	1.2	5	72	5,000	80	105	264	5,000
0932	52+1/-0	1.2	5	72	2,500	80	46	264	1,000
1145	52+1/-0	1.5	5	95	2,000	103	82	265	1,000
1550	52+1/-0	1.5	10	95	1,000	103	96	265	1,000

**Metal Glazed Ledged Resistor**

**■ Marking & Resistance Tolerance**



Color	Digit	Multiplier	Tolerance	
Without	-	-	-	-
Silver	-	10 <sup>-2</sup>	±10%	K
Gold	-	10 <sup>-1</sup>	±5.0%	J
Black	0	10 <sup>0</sup>	-	-
Brown	1	10 <sup>1</sup>	-	-
Red	2	10 <sup>2</sup>	±2.0%	G
Orange	3	10 <sup>3</sup>	-	-
Yellow	4	10 <sup>4</sup>	-	-
Green	5	10 <sup>5</sup>	-	-
Blue	6	10 <sup>6</sup>	-	-
Violet	7	10 <sup>7</sup>	-	-
Grey	8	10 <sup>8</sup>	-	-
White	9	10 <sup>9</sup>	-	-

±5.0%	E-24	1.0	1.1	1.2	1.3	1.5	1.6	1.8	2.0	2.2	2.4	2.7	3.0	3.3	3.6	3.9	4.3	4.7	5.1	5.6	6.2	6.8	7.5	8.2	9.1	
±2.0%																										
±1.0%																										