







-  Suitable for DC/DC converter applications, PDAs and notebook computers
-  Unshielded and self-leaded design with high energy storage and low resistance
-  High performance and flat top for pick and place handling
-  Inductance range from 0.78 to 15 micro H
-  RoHS compliant



ELECTRICAL SPECIFICATION @ 25°C

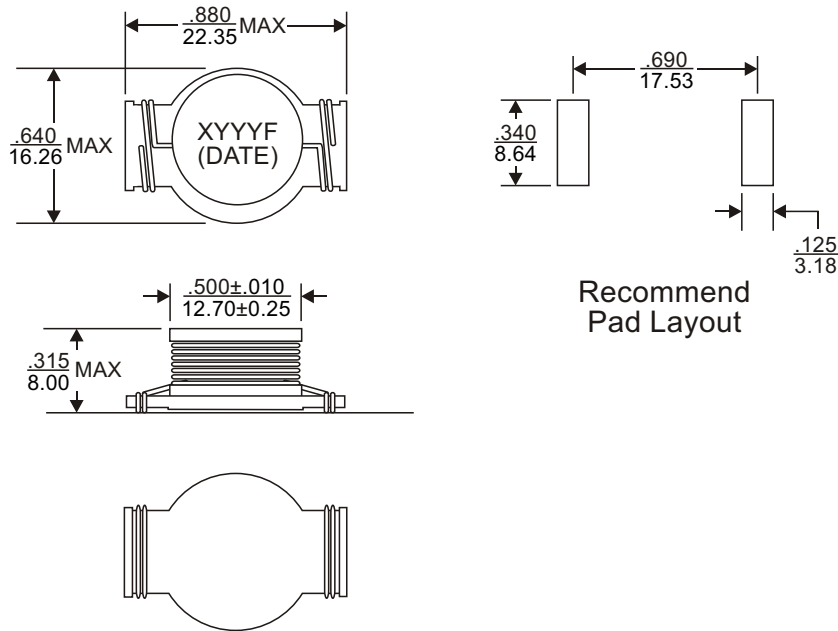
Part Number	Inductance ² L (uH ± 20%)	DCR (m Ω) Max	SRF (MHz) Typ	Isat ³ (A)	Irms ⁴ (A)	Marking (YYYY)
UIS5022HCM-781F	0.78	2.6	156	30	15	M781
UIS5022HCM-152F	1.5	4.0	100	25	15	M152
UIS5022HCM-222F	2.2	6.1	75	20	12	M222
UIS5022HCM-332F	3.3	8.6	60	17	10	M332
UIS5022HCM-392F	3.9	10	55	15	9.0	M392
UIS5022HCM-472F	4.7	14	40	13	8.4	M472
UIS5022HCM-602F	6.0	17	35	12	7.5	M602
UIS5022HCM-782F	7.8	18	35	11	7.5	M782
UIS5022HCM-103F	10	26	28	10	6.0	M103
UIS5022HCM-153F	15	32	20	8	4.4	M153

Notes:

1. Ordering Information: UIS5022HCa - bbbFc.
 UIS5022HC = Product Type.
 a = Tolerance of Inductance (M = ±20%).
 bbb = Inductance value in uH (i.e. 781 = 0.78uH; 152 = 1.5uH; 153 = 15uH).
 F = Internal Control Code.
 c = Packaging Code (T = Tape & Reel Packaging in 13 inch Reel).
2. Inductance is tested at 0.1Vrms, 100kHz.
3. Inductance drops 10% typical at Isat.
4. T=40°C typical at Iirms.
5. Operating temperature range: -40°C to +125°C.
6. The part temperature (ambient temperature + temperature rise) should not exceed the upper limit of the operating temperature under worst case operating conditions. Circuit design, component placement, PWB trace size and thickness, airflow and other cooling provisions all affect the part temperature. Part temperature should be verified in the end application.



MECHANICAL DIMENSIONS

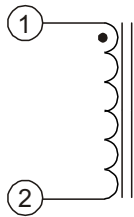


Notes:

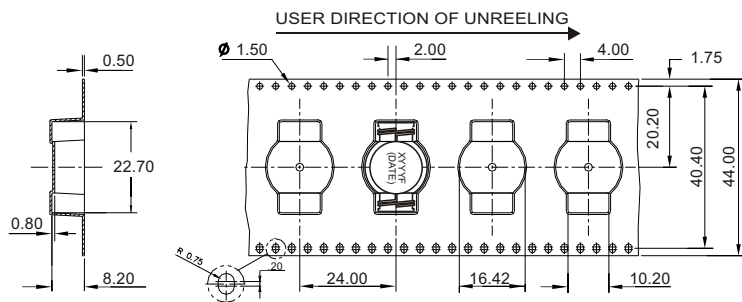
- 7. All dimensions are specified in $\frac{\text{inches}}{\text{mm}}$ with higher precedence in inches.
- 8. Unless otherwise specified, all tolerances are ± 0.010 .

Weight (in gram)	: 3.2 typ.
Tape & Reel	: 250 / reel

SCHEMATIC



PACKAGING



FOR MORE INFORMATION, PLEASE CONTACT

HEADQUARTER
1/F., Harbour View 1, No.12 Science Park East Avenue,
Phase II, Hong Kong Science Park, Shatin, N.T.
Hong Kong
Tel: (852) 2954 3333 Fax: (852) 2954 3304
Email: eempl@eleceltek.com
Website: <http://www.eleceltek.com> / www.eemagnetic.com

Information herein is for reference only and subject to change without notice. It does not constitute any representation, warranty or commitment of the company in respect of the products in any aspect. All logos, brands and product names mentioned herein are trademarks or registered trademarks of their respective owners. The company does not assume any liability arising out of the application or use of any product or circuit described herein. Copyrights 2009, E & E Magnetic Products Limited.