

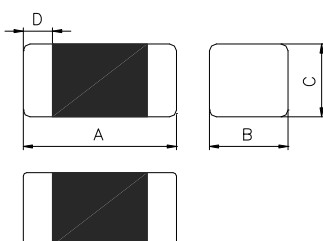
Features

1. Monolithic inorganic material construction.
2. Closed magnetic circuit avoids crosstalk.
3. Suitable for reflow soldering.
4. Shapes and dimensions follow E.I.A. spec.
5. Available in various sizes.
6. Excellent solder ability and heat resistance.
7. High reliability. Reliability test meet AEC-Q200.
8. 100% Lead(Pb) & Halogen-Free and RoHS compliant.
9. Low DC resistance structure of electrode to prevent wasteful electric power consumption.
10. Operating Temperature: -55~+150°C (Including self-temperature rise)



Certificate
of
Green Partner

Dimensions



Chip Size	
A	1.00±0.10
B	0.50±0.10
C	0.50±0.10
D	0.25±0.10

Units: mm

Part Numbering

HCB
1005
K
V
-
121
T
20

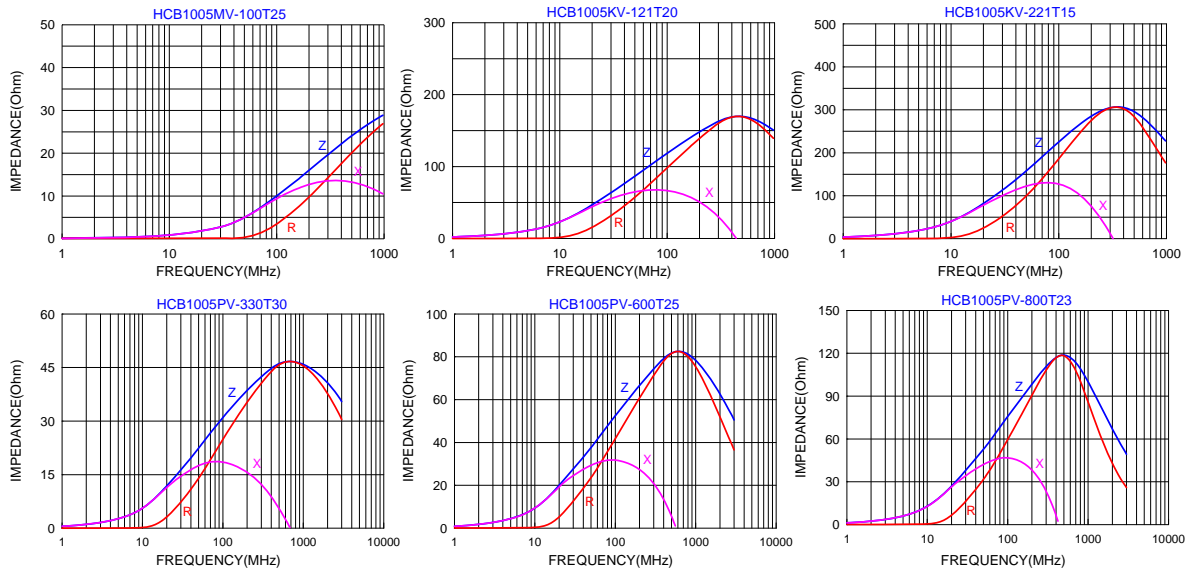
A: Series
 B: Dimension
 C: Material
 D: Category Code
 E: Impedance
 F: Packaging
 G: Rated Current

L x W
 Lead Free Material
 V=Vehicle
 121=120Ω
 T=Taping and Reel, B=Bulk(Bags)
 20=2000mA

Specification

Tai-Tech Part Number	Impedance (Ω)	Test Frequency (MHz)	DC Resistance (Ω) max.	Rated Current (mA) max.
HCB1005MV-100T25	10±25%	100	0.050	2500
HCB1005KV-121T20	120±25%	100	0.095	2000
HCB1005KV-221T15	220±25%	100	0.150	1500
HCB1005PV-330T30	33±25%	100	0.022	3000
HCB1005PV-600T25	60±25%	100	0.032	2500
HCB1005PV-800T23	80±25%	100	0.038	2300

Impedance Frequency Characteristics(Typical)

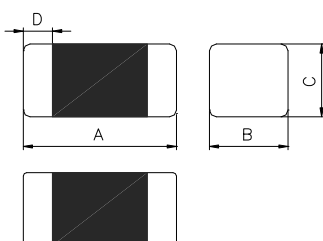


Features

1. Monolithic inorganic material construction.
2. Closed magnetic circuit avoids crosstalk.
3. Suitable for reflow soldering.
4. Shapes and dimensions follow E.I.A. spec.
5. Available in various sizes.
6. Excellent solder ability and heat resistance.
7. High reliability. Reliability test meet AEC-Q200.
8. 100% Lead(Pb) & Halogen-Free and RoHS compliant.
9. Low DC resistance structure of electrode to prevent wasteful electric power consumption.
10. Operating Temperature: -55~+150°C (Including self-temperature rise)



Dimensions



Chip Size	
A	1.60±0.15
B	0.80±0.15
C	0.80±0.15
D	0.30±0.20

Units: mm

Part Numbering

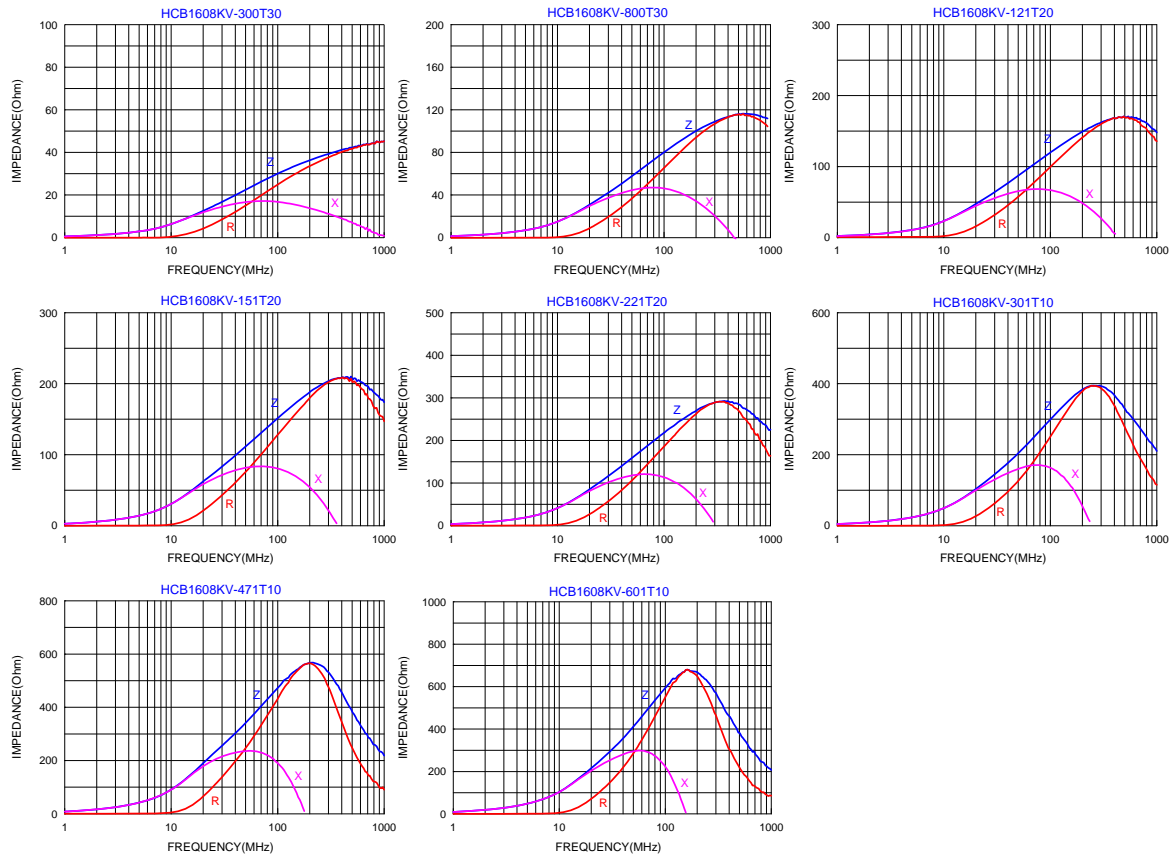
HCB	1608	K	V	-	121	T	20
A	B	C	D		E	F	G

A: Series	L x W
B: Dimension	Lead Free Material
C: Material	V=Vehicle
D: Category Code	121=120Ω
E: Impedance	T=Taping and Reel, B=Bulk(Bags)
F: Packaging	20=2000mA
G: Rated Current	

Specification

Tai-Tech Part Number	Impedance (Ω)	Test Frequency (MHz)	DC Resistance (Ω) max.	Rated Current (mA) max.
HCB1608KV-300T30	30±25%	100	0.04	3000
HCB1608KV-800T30	80±25%	100	0.04	3000
HCB1608KV-121T20	120±25%	100	0.10	2000
HCB1608KV-151T20	150±25%	100	0.10	2000
HCB1608KV-221T20	220±25%	100	0.10	2000
HCB1608KV-301T10	300±25%	100	0.20	1000
HCB1608KV-471T10	470±25%	100	0.20	1000
HCB1608KV-601T10	600±25%	100	0.20	1000

Impedance Frequency Characteristics(Typical)



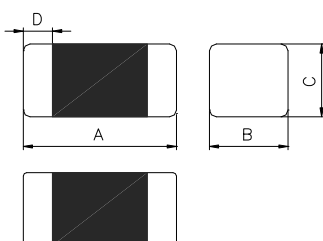
Features

1. Monolithic inorganic material construction.
2. Closed magnetic circuit avoids crosstalk.
3. Suitable for reflow soldering.
4. Shapes and dimensions follow E.I.A. spec.
5. Available in various sizes.
6. Excellent solder ability and heat resistance.
7. High reliability. Reliability test meet AEC-Q200.
8. 100% Lead(Pb) & Halogen-Free and RoHS compliant.
9. Low DC resistance structure of electrode to prevent wasteful electric power consumption.
10. Operating Temperature: -55~+150°C (Including self-temperature rise)



Certificate
of
Green Partner

Dimensions



Chip Size	
A	2.00±0.20
B	1.25±0.20
C	0.85±0.20
D	0.50±0.30

Units: mm

Part Numbering

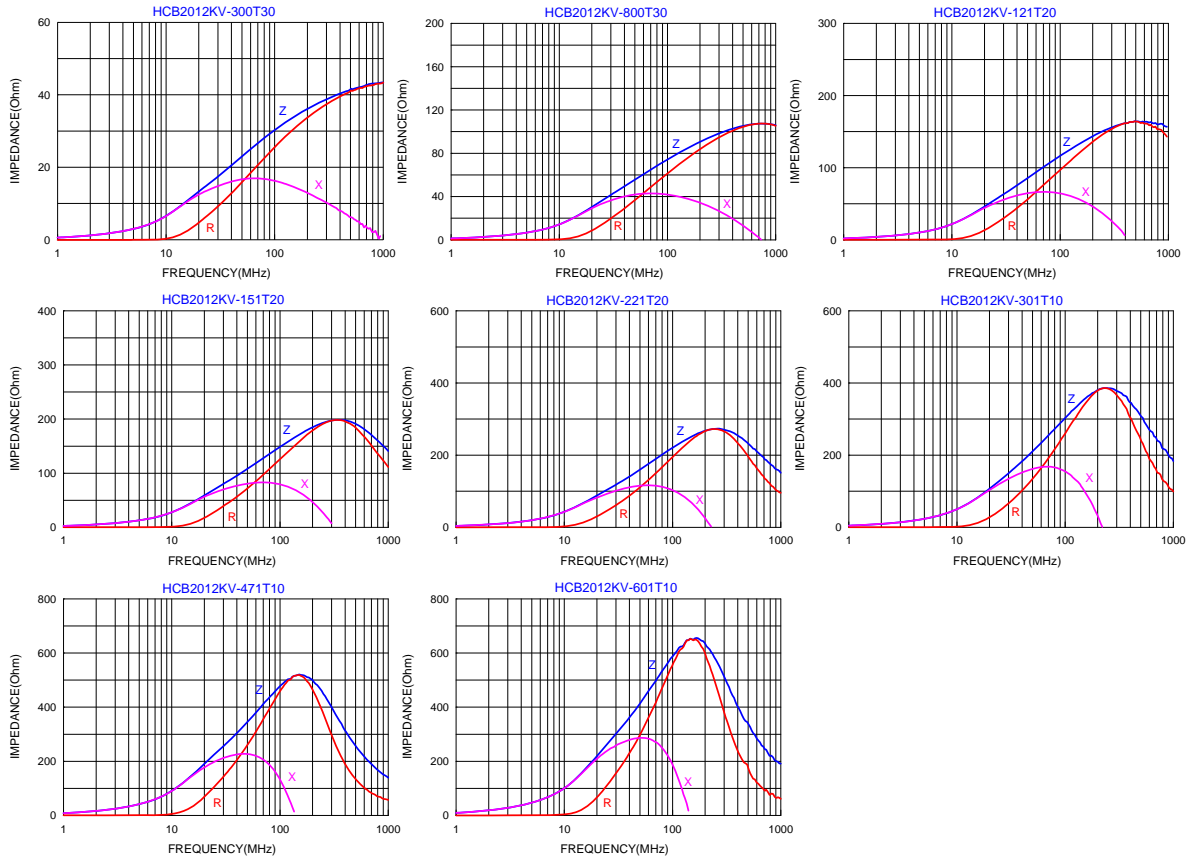
HCB	2012	K	V	-	121	T	20
A	B	C	D		E	F	G

A: Series
 B: Dimension L x W
 C: Material Lead Free Material
 D: Category Code V=Vehicle
 E: Impedance 121=120Ω
 F: Packaging T=Taping and Reel, B=Bulk(Bags)
 G: Rated Current 20=2000mA

Specification

Tai-Tech Part Number	Impedance (Ω)	Test Frequency (MHz)	DC Resistance (Ω) max.	Rated Current (mA) max.
HCB2012KV-300T30	30±25%	100	0.04	3000
HCB2012KV-800T30	80±25%	100	0.04	3000
HCB2012KV-121T20	120±25%	100	0.10	2000
HCB2012KV-151T20	150±25%	100	0.10	2000
HCB2012KV-221T20	220±25%	100	0.10	2000
HCB2012KV-301T10	300±25%	100	0.20	1000
HCB2012KV-471T10	470±25%	100	0.20	1000
HCB2012KV-601T10	600±25%	100	0.20	1000

Impedance Frequency Characteristics(Typical)



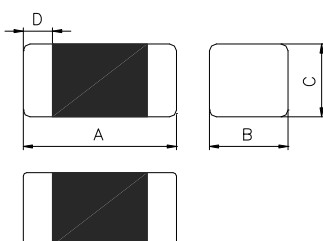
Features

1. Monolithic inorganic material construction.
2. Closed magnetic circuit avoids crosstalk.
3. Suitable for reflow soldering.
4. Shapes and dimensions follow E.I.A. spec.
5. Available in various sizes.
6. Excellent solder ability and heat resistance.
7. High reliability. Reliability test meet AEC-Q200.
8. 100% Lead(Pb) & Halogen-Free and RoHS compliant.
9. Low DC resistance structure of electrode to prevent wasteful electric power consumption.
10. Operating Temperature: -55~+150°C (Including self-temperature rise)



Certificate
of
Green Partner

Dimensions



Chip Size	
A	3.20±0.20
B	1.60±0.20
C	1.10±0.20
D	0.50±0.30

Units: mm

Part Numbering

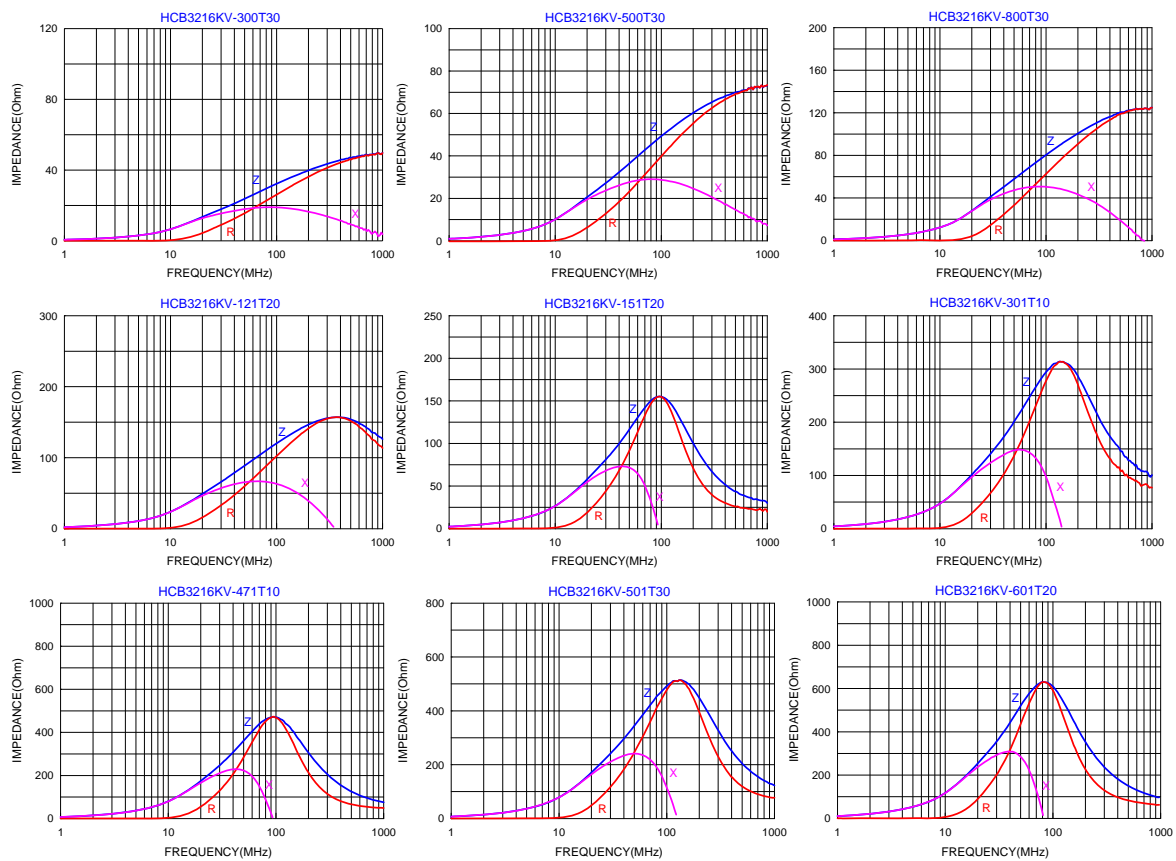
HCB	3216	K	V	-	121	T	20
A	B	C	D		E	F	G

A: Series
 B: Dimension L x W
 C: Material Lead Free Material
 D: Category Code V=Vehicle
 E: Impedance 121=120Ω
 F: Packaging T=Taping and Reel, B=Bulk(Bags)
 G: Rated Current 20=2000mA

Specification

Tai-Tech Part Number	Impedance (Ω)	Test Frequency (MHz)	DC Resistance (Ω) max.	Rated Current (mA) max.
HCB3216KV-300T30	30±25%	100	0.04	3000
HCB3216KV-500T30	50±25%	100	0.04	3000
HCB3216KV-800T30	80±25%	100	0.04	3000
HCB3216KV-121T20	120±25%	100	0.10	2000
HCB3216KV-151T20	150±25%	100	0.10	2000
HCB3216KV-301T10	300±25%	100	0.20	1000
HCB3216KV-471T10	470±25%	100	0.20	1000
HCB3216KV-501T30	500±25%	100	0.04	3000
HCB3216KV-601T20	600±25%	100	0.10	2000

Impedance Frequency Characteristics(Typical)



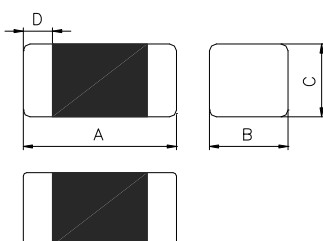
Features

1. Monolithic inorganic material construction.
2. Closed magnetic circuit avoids crosstalk.
3. Suitable for reflow soldering.
4. Shapes and dimensions follow E.I.A. spec.
5. Available in various sizes.
6. Excellent solder ability and heat resistance.
7. High reliability. Reliability test meet AEC-Q200.
8. 100% Lead(Pb) & Halogen-Free and RoHS compliant.
9. Low DC resistance structure of electrode to prevent wasteful electric power consumption.
10. Operating Temperature: -55~+150°C (Including self-temperature rise)



Certificate
of
Green Partner

Dimensions



Chip Size	
A	4.50±0.20
B	1.60±0.20
C	1.60±0.20
D	0.50±0.30

Units: mm

Part Numbering

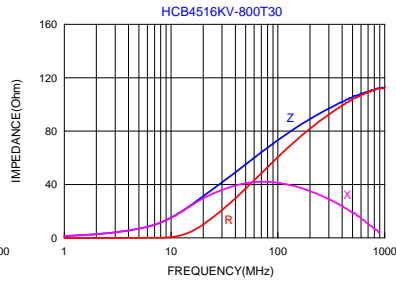
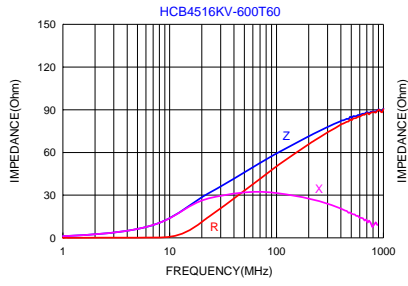
HCB	4516	K	V	-	600	T	60
A	B	C	D		E	F	G

A: Series
 B: Dimension L x W
 C: Material Lead Free Material
 D: Category Code V=Vehicle
 E: Impedance 600=60Ω
 F: Packaging T=Taping and Reel, B=Bulk(Bags)
 G: Rated Current 60=6000mA

Specification

Tai-Tech Part Number	Impedance (Ω)	Test Frequency (MHz)	DC Resistance (Ω) max.	Rated Current (mA) max.
HCB4516KV-600T60	60±25%	100	0.01	6000
HCB4516KV-800T30	80±25%	100	0.04	3000

Impedance Frequency Characteristics(Typical)



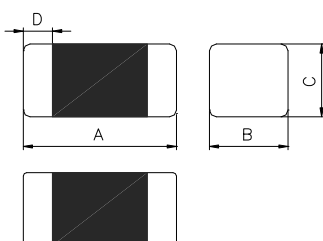
Features

1. Monolithic inorganic material construction.
2. Closed magnetic circuit avoids crosstalk.
3. Suitable for reflow soldering.
4. Shapes and dimensions follow E.I.A. spec.
5. Available in various sizes.
6. Excellent solder ability and heat resistance.
7. High reliability. Reliability test meet AEC-Q200.
8. 100% Lead(Pb) & Halogen-Free and RoHS compliant.
9. Low DC resistance structure of electrode to prevent wasteful electric power consumption.
10. Operating Temperature: -55~+150°C (Including self-temperature rise)



Certificate
of
Green Partner

Dimensions



Chip Size	
A	4.50±0.20
B	3.20±0.20
C	1.50±0.20
D	0.50±0.30

Units: mm

Part Numbering

HCB	4532	K	V	-	121	T	50
A	B	C	D		E	F	G

A: Series
 B: Dimension L x W
 C: Material Lead Free Material
 D: Category Code V=Vehicle
 E: Impedance 121=120Ω
 F: Packaging T=Taping and Reel, B=Bulk(Bags)
 G: Rated Current 50=5000mA

Specification

Tai-Tech Part Number	Impedance (Ω)	Test Frequency (MHz)	DC Resistance (Ω) max.	Rated Current (mA) max.
HCB4532KV-800T60	80±25%	100	0.01	6000
HCB4532KV-121T50	120±25%	100	0.02	5000
HCB4532KV-131T30	130±25%	100	0.04	3000
HCB4532KV-151T50	150±25%	100	0.02	5000
HCB4532MV-681T40	680±25%	100	0.03	4000
HCB4532MV-132T30	1300±25%	100	0.06	3000

Impedance Frequency Characteristics(Typical)

