






-  Magnetically Shielded
-  Miniature in size and high energy storage
-  Ideal for high current requirements of notebook, video recorders and other DC-DC conversion applications
-  Custom inductance value or tolerance is available
-  RoHS compliant



ELECTRICAL SPECIFICATION @ 25°C

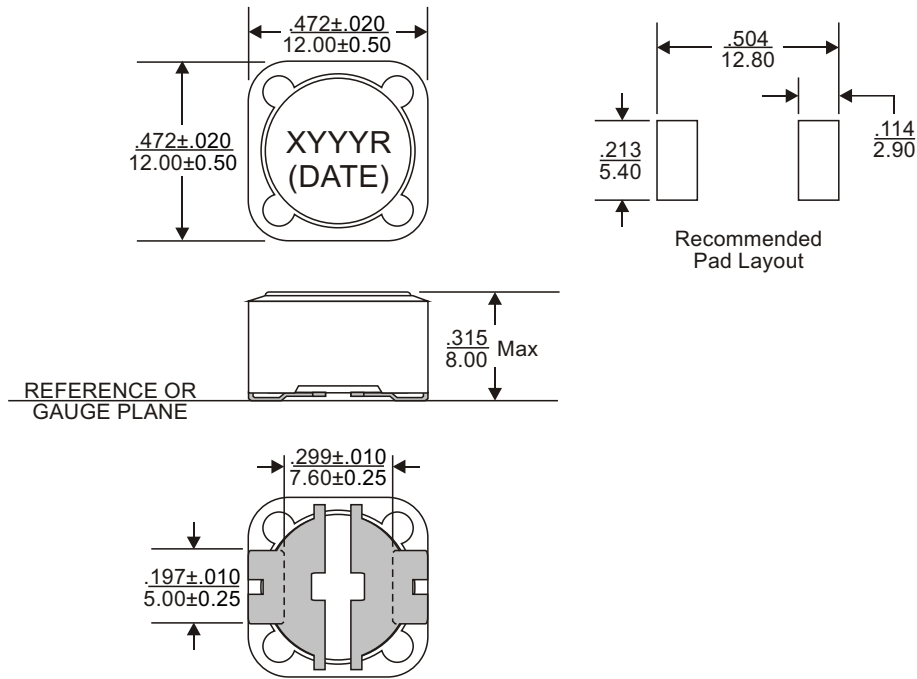
Part Number	Inductance (uH)	Tolerance	DCR (m Max)	Test ² Frequency (kHz)	Rated ³ DC Current (A)	Isat ⁴ (A)	Heating Current ⁵ (A)	Marking (YYYY)
SISCDRH127N-1R2R	1.2	+40/-20%	7.0	100	9.80	14.0	9.80	N1R2
SISCDRH127N-1R5R	1.5	+40/-20%	9.0	100	8.60	12.5	8.60	N1R5
SISCDRH127N-2R4R	2.4	+40/-20%	11.5	100	8.00	11.0	8.00	N2R4
SISCDRH127N-3R5R	3.5	+40/-20%	13.5	100	7.50	9.20	7.50	N3R5
SISCDRH127N-4R7R	4.7	+40/-20%	15.8	100	6.80	8.0	6.80	N4R7
SISCDRH127N-6R1R	6.1	+40/-20%	17.6	100	6.60	7.50	6.60	N6R1
SISCDRH127N-6R8R	6.8	+40/-20%	18.5	100	6.50	7.10	6.50	N6R8
SISCDRH127N-7R6R	7.6	+40/-20%	20.0	100	5.90	6.70	5.90	N7R6
SISCDRH127M-100R	10	20%	21.6	1	5.40	6.40	5.40	M100
SISCDRH127M-120R	12	20%	24.3	1	4.90	5.60	4.90	M120
SISCDRH127M-150R	15	20%	27.0	1	4.50	5.25	4.50	M150
SISCDRH127M-180R	18	20%	39.2	1	3.90	4.70	3.90	M180
SISCDRH127M-220R	22	20%	43.2	1	3.60	4.25	3.60	M220
SISCDRH127M-270R	27	20%	45.9	1	3.40	3.95	3.40	M270
SISCDRH127M-330R	33	20%	64.8	1	3.00	3.50	3.00	M330
SISCDRH127M-390R	39	20%	72.9	1	2.75	3.20	2.75	M390
SISCDRH127M-470R	47	20%	100	1	2.50	3.0	2.50	M470
SISCDRH127M-560R	56	20%	110	1	2.35	2.80	2.35	M560
SISCDRH127M-680R	68	20%	140	1	2.10	2.45	2.10	M680
SISCDRH127M-820R	82	20%	160	1	1.95	2.15	1.95	M820
SISCDRH127M-101R	100	20%	220	1	1.70	1.95	1.70	M101
SISCDRH127M-121R	120	20%	250	1	1.60	1.80	1.60	M121
SISCDRH127M-151R	150	20%	280	1	1.42	1.70	1.42	M151
SISCDRH127M-181R	180	20%	350	1	1.30	1.55	1.30	M181
SISCDRH127M-221R	220	20%	390	1	1.16	1.35	1.16	M221
SISCDRH127M-271R	270	20%	560	1	1.06	1.23	1.06	M271
SISCDRH127M-331R	330	20%	640	1	0.95	1.15	0.95	M331
SISCDRH127M-391R	390	20%	700	1	0.88	1.05	0.88	M391
SISCDRH127M-471R	470	20%	980	1	0.79	0.95	0.79	M471
SISCDRH127M-561R	560	20%	1070	1	0.73	0.80	0.73	M561
SISCDRH127M-681R	680	20%	1460	1	0.67	0.75	0.67	M681
SISCDRH127M-821R	820	20%	1640	1	0.60	0.70	0.60	M821
SISCDRH127M-102R	1000	20%	1820	1	0.55	0.65	0.55	M102

Notes:

1. Ordering Information: SISCDRH127a - bbbRc.
 SISCDRH127 = Product Type.
 a = Tolerance of Inductance (M = ±20%, N = +40%/-20%).
 bbb = Inductance value in uH (i.e. 3R5 = 3.5uH; 330 = 330uH; 331 = 330uH).
 R = Internal Control Code.
 c = Packaging Code (T = Tape & Reel Packaging in 13 inch Reel).
2. Test frequency is specified as the frequency for measuring the inductance.
3. Rated DC current is the saturation current or the heating current depending on which value is lower.
4. Isat: the saturation current indicates the value of DC current when the inductance is 25% lower than its initial value.
5. Heating current: is the value of current when the temperature rising T=40°C typical..
6. Operating temperature range: -40°C to +125°C.



MECHANICAL DIMENSIONS

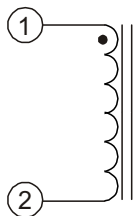


Notes:

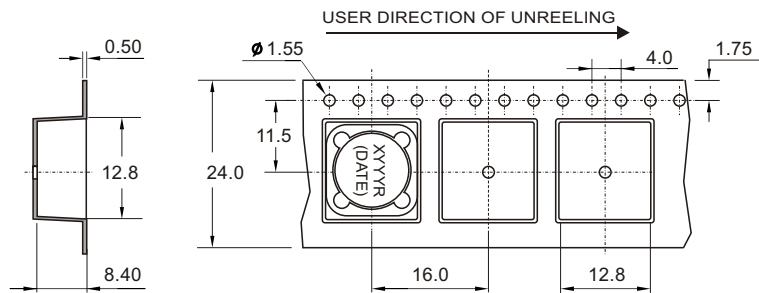
- The part temperature (ambient temperature + temperature rise) should not exceed the upper limit of the operating temperature under worst case operating conditions. Circuit design, component placement, PWB trace size and thickness, airflow and other cooling provisions all affect the part temperature. Part temperature should be verified in the end application.
- All dimensions are specified in $\frac{\text{inches}}{\text{mm}}$ with higher precedence in mm.
- Unless otherwise specified, all tolerances are $\pm \frac{.010}{0.25}$

Weight (in gram)	: 4.0 typ.
Tape & Reel	: 400 / reel

SCHEMATIC



PACKAGING



FOR MORE INFORMATION, PLEASE CONTACT

HEADQUARTER
 1/F., Harbour View 1, No.12 Science Park East Avenue,
 Phase II, Hong Kong Science Park, Shatin, N.T.
 Hong Kong
 Tel: (852) 2954 3333 Fax: (852) 2954 3304
 Email: eempl@eleceltek.com
 Website: <http://www.eleceltek.com> / www.eemagnetic.com

Information herein is for reference only and subject to change without notice. It does not constitute any representation, warranty or commitment of the company in respect of the products in any aspect. All logos, brands and product names mentioned herein are trademarks or registered trademarks of their respective owners. The company does not assume any liability arising out of the application or use of any product or circuit described herein. Copyrights 2009, E & E Magnetic Products Limited.