

DH Axial Type, Standard Series

- High Power Density
- Rapid charge and discharge
- Ultra-low internal resistance

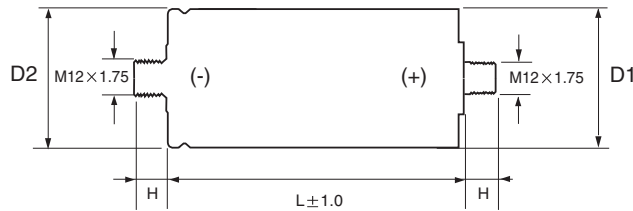
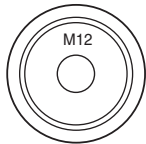


Item	Characteristics	
Operating temperature range	-40 ~ +65°C	
Rated Voltage	2.7 VDC	
Capacitance tolerance	0% ~ +20%	
Temperature characteristics	Capacitance change	Within $\pm 5\%$ of initial value at +20°C
	Internal resistance change	Within 100% of initial value at +20°C
Endurance (65°C)	Test time	1500 hours
	Capacitance change	Within $\pm 20\%$ of specified value
	Internal resistance change	Less than 100% of specified value
Shelf life (65°C)	After 1500 hours no load test same as endurance	
Life Time at RT ⁽¹⁾	10 years	(1) $I \Delta CI < 20\%$ and $\Delta ESR < 100\%$ of specified value, respectively and $LC <$ specified value
Cycle Life (25°C) ⁽¹⁾⁽²⁾	1,000,000 cycles	(2) Cycle : between rated voltage and half rated voltage under constant current at 25°C

DRAWING

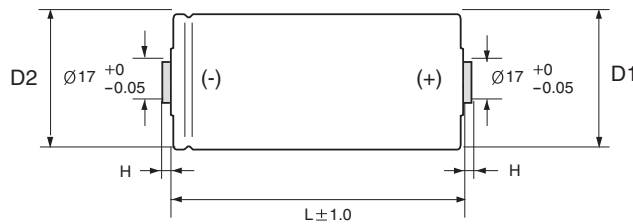
Unit : mm

Threaded Type



Size (mm)		
H	D1	D2
(± 0.2)	(± 0.2)	(± 0.5)
13.0	$\varnothing 60.4$	$\varnothing 60.7$

Weldable Type



Size (mm)		
H	D1	D2
(± 0.2)	(± 0.2)	(± 0.5)
3.0	$\varnothing 60.4$	$\varnothing 60.7$

CHARACTERISTIC LIST & DIMENSIONS

Rated Voltage	Capacitance (F)	ESR, 1KHz (mΩ)	ESR, DC (mΩ)	LC (72hr) (mA)	Max Continuous Current(A)	Max Peak Current(A)	Specific Energy		Weight (g)	Volume (ml)	Dimension $\varnothing D \times L$ (mm)
							(Wh/kg)	(Wh/L)			
2.7	1200	0.35	0.50	2.7	63	1013	4.19	5.73	290	212	60.4 × 74
	1600	0.30	0.45	3.2	85	1256	4.98	6.65	325	244	60.4 × 85
	2000	0.25	0.35	4.2	106	1588	5.26	6.93	385	292	60.4 × 102
	3000	0.20	0.28	5.2	150	2201	5.90	7.68	515	395	60.4 × 138