

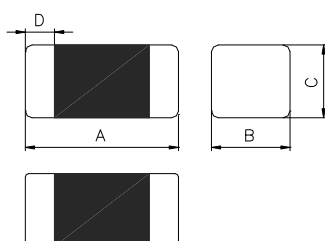
1.Features

1. Monolithic inorganic material construction.
2. Closed magnetic circuit avoids crosstalk.
3. Suitable for reflow soldering.
4. Shapes and dimensions follow E.I.A. spec.
5. Available in various sizes.
6. Excellent solder ability and heat resistance.
7. High reliability.
8. 100% Lead(Pb) & Halogen-Free and RoHS compliant.
9. Low DC resistance structure of electrode to prevent wasteful electric power consumption.



Certificate
of
GreenPartner

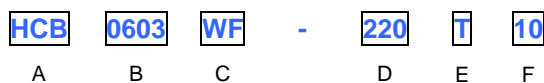
2.Dimensions



Chip Size	
A	0.60±0.03
B	0.30±0.03
C	0.30±0.03
D	0.15±0.05

Units: mm

3.Part Numbering



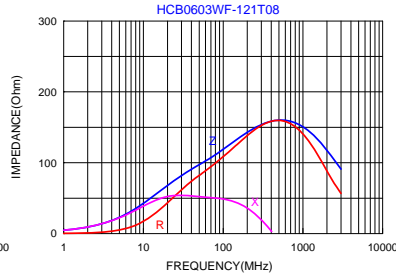
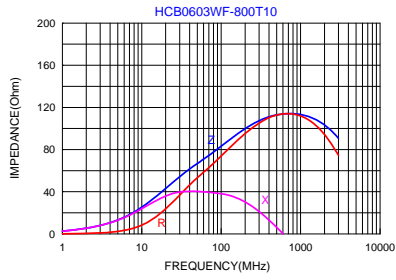
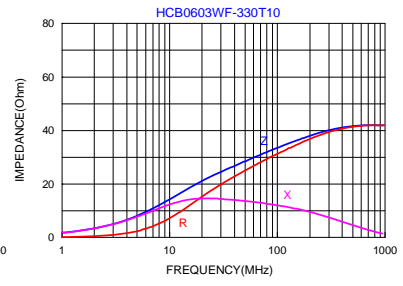
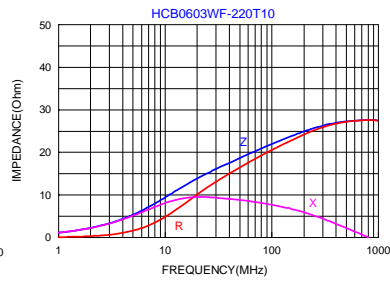
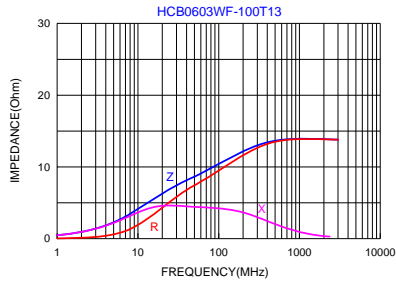
- A: Series
 B: Dimension L x W
 C: Material Lead Free Material
 D: Impedance 220=22Ω
 E: Packaging T=Taping and Reel, B=Bulk(Bags)
 F: Rated Current 10=1000mA

4.Specification

Tai-Tech Part Number	Impedance (Ω)	Test Frequency (MHz)	DC Resistance (Ω) max.	Rated Current (mA) max.
HCB0603WF-100T13	10±25%	100	0.03	1300
HCB0603WF-220T10	22±25%	100	0.065	1000
HCB0603WF-330T10	33±25%	100	0.07	1000
HCB0603WF-800T10	80±25%	100	0.12	1000
HCB0603WF-121T08	120±25%	100	0.15	850

- Rated current: based on temperature rise test
- In compliance with EIA 595

Impedance Frequency Characteristics(Typical)



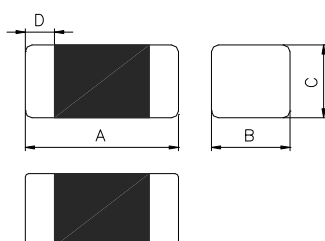
1.Features

1. Monolithic inorganic material construction.
2. Closed magnetic circuit avoids crosstalk.
3. Suitable for reflow soldering.
4. Shapes and dimensions follow E.I.A. spec.
5. Available in various sizes.
6. Excellent solder ability and heat resistance.
7. High reliability.
8. 100% Lead(Pb) & Halogen-Free and RoHS compliant.
9. Low DC resistance structure of electrode to prevent wasteful electric power consumption.



Certificate
of
GreenPartner

2.Dimensions



Chip Size	
A	1.00±0.10
B	0.50±0.10
C	0.50±0.10
D	0.25±0.10

Units: mm

3.Part Numbering



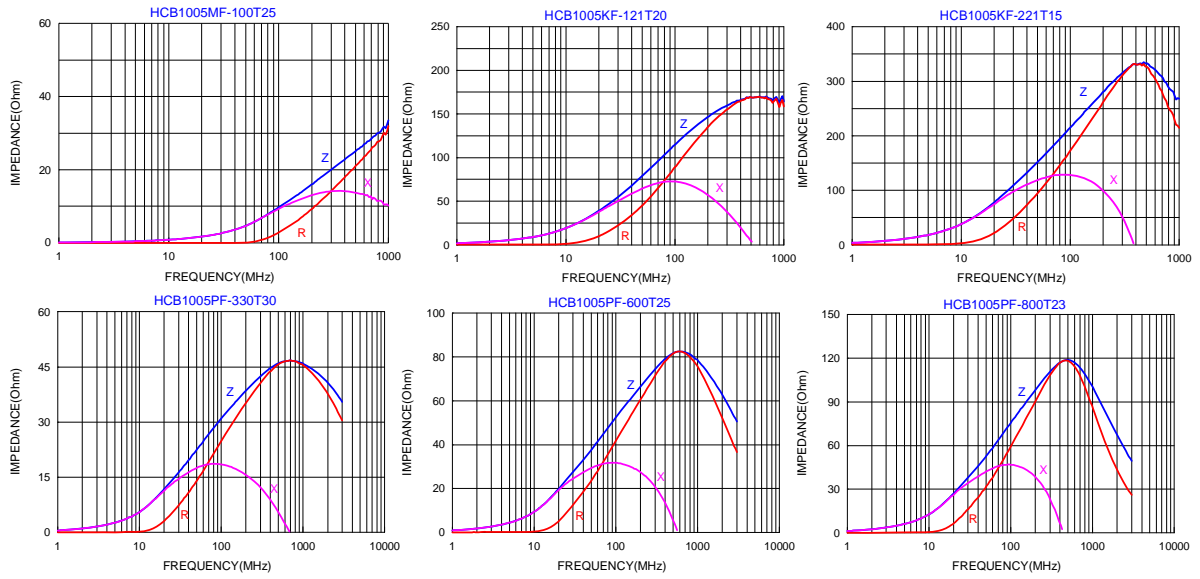
- A: Series
 B: Dimension L x W
 C: Material Lead Free Material
 D: Impedance 121=120Ω
 E: Packaging T=Taping and Reel, B=Bulk(Bags)
 F: Rated Current 20=2000mA

4.Specification

Tai-Tech Part Number	Impedance (Ω)	Test Frequency (MHz)	DC Resistance (Ω) max.	Rated Current (mA) max.
HCB1005MF-100T25	10±25%	100	0.05	2500
HCB1005KF-121T20	120±25%	100	0.095	2000
HCB1005KF-221T15	220±25%	100	0.15	1500
HCB1005PF-330T30	33±25%	100	0.022	3000
HCB1005PF-600T25	60±25%	100	0.032	2500
HCB1005PF-800T23	80±25%	100	0.038	2300

- Rated current: based on temperature rise test
- In compliance with EIA 595

Impedance Frequency Characteristics(Typical)



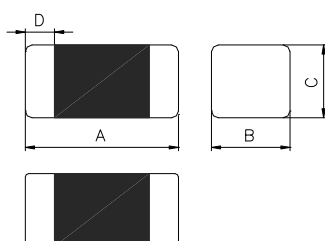
1.Features

1. Monolithic inorganic material construction.
2. Closed magnetic circuit avoids crosstalk.
3. Suitable for reflow soldering.
4. Shapes and dimensions follow E.I.A. spec.
5. Available in various sizes.
6. Excellent solder ability and heat resistance.
7. High reliability.
8. 100% Lead(Pb) & Halogen-Free and RoHS compliant.
9. Low DC resistance structure of electrode to prevent wasteful electric power consumption.



Certificate
of
GreenPartner

2.Dimensions



Chip Size	
A	1.60±0.15
B	0.80±0.15
C	0.80±0.15 0.60±0.15
D	0.30±0.20

Units: mm

3.Part Numbering



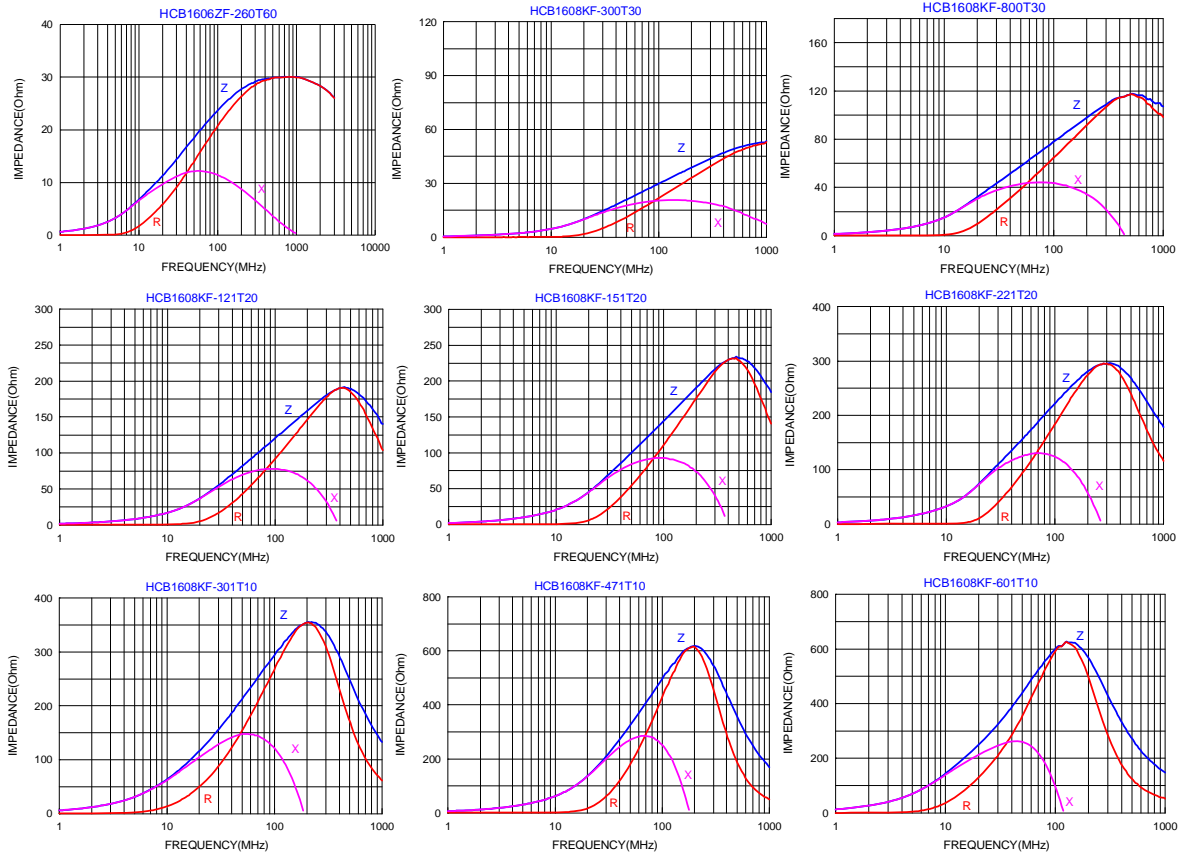
- A: Series
 B: Dimension L x W
 C: Material Lead Free Material
 D: Impedance 121=120Ω
 E: Packaging T=Taping and Reel, B=Bulk(Bags)
 F: Rated Current 20=2000mA

4.Specification

Tai-Tech Part Number	Thickness C size (mm)	Impedance (Ω)	Test Frequency (MHz)	DC Resistance (Ω) max.	Rated Current (mA) max.
HCB1606ZF-260T60	0.60±0.15	26±25%	100	0.01	6000
HCB1608KF-300T30	0.80±0.15	30±25%	100	0.04	3000
HCB1608KF-800T30	0.80±0.15	80±25%	100	0.04	3000
HCB1608KF-121T20	0.80±0.15	120±25%	100	0.10	2000
HCB1608KF-151T20	0.80±0.15	150±25%	100	0.10	2000
HCB1608KF-221T20	0.80±0.15	220±25%	100	0.10	2000
HCB1608KF-301T10	0.80±0.15	300±25%	100	0.20	1000
HCB1608KF-471T10	0.80±0.15	470±25%	100	0.20	1000
HCB1608KF-601T10	0.80±0.15	600±25%	100	0.20	1000

- Rated current: based on temperature rise test
- In compliance with EIA 595

Impedance Frequency Characteristics(Typical)



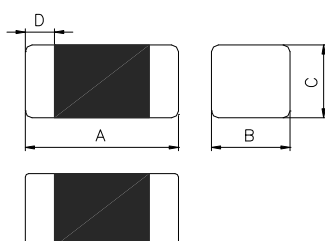
1.Features

1. Monolithic inorganic material construction.
2. Closed magnetic circuit avoids crosstalk.
3. Suitable for reflow soldering.
4. Shapes and dimensions follow E.I.A. spec.
5. Available in various sizes.
6. Excellent solder ability and heat resistance.
7. High reliability.
8. 100% Lead(Pb) & Halogen-Free and RoHS compliant.
9. Low DC resistance structure of electrode to prevent wasteful electric power consumption.



Certificate
of
GreenPartner

2.Dimensions



Chip Size	
A	2.00±0.20
B	1.25±0.20
C	0.85±0.20
D	0.50±0.30

Units: mm

3.Part Numbering



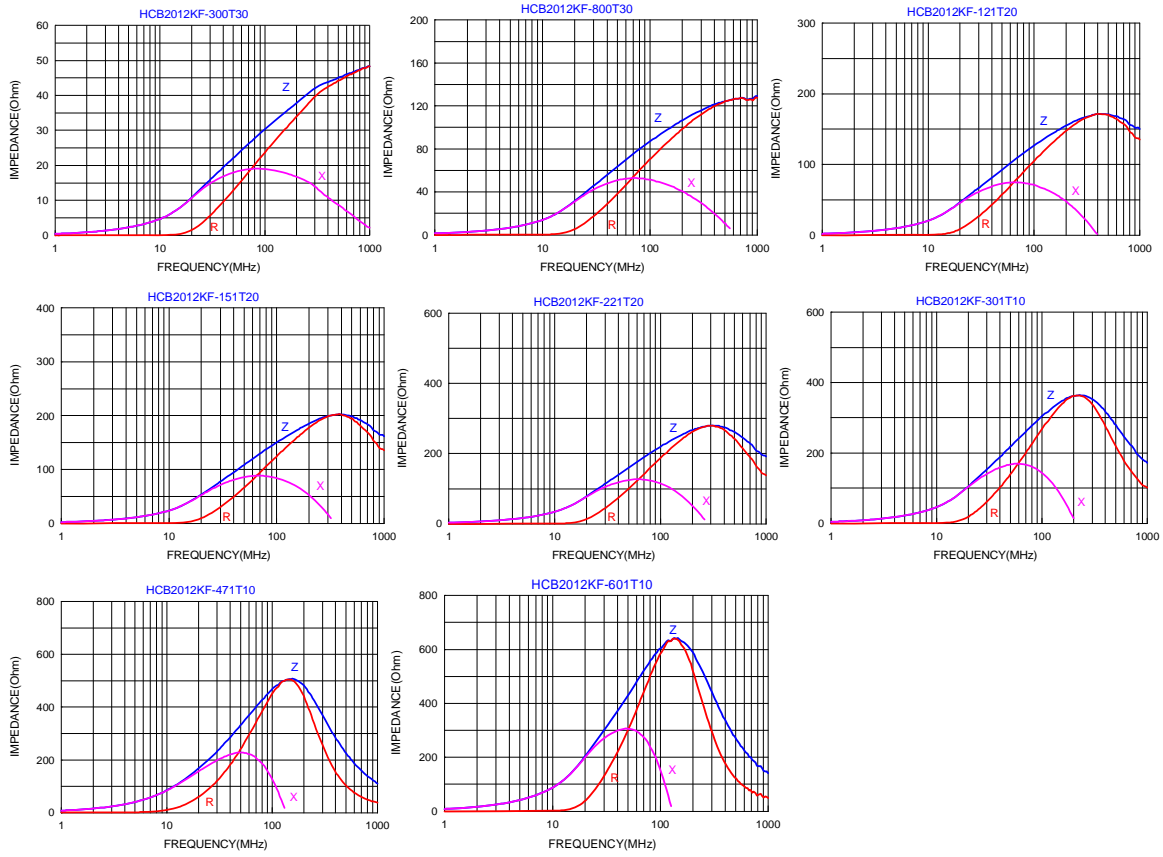
- A: Series
 B: Dimension L x W
 C: Material Lead Free Material
 D: Impedance 121=120Ω
 E: Packaging T=Taping and Reel, B=Bulk(Bags)
 F: Rated Current 20=2000mA

4.Specification

Tai-Tech Part Number	Impedance (Ω)	Test Frequency (MHz)	DC Resistance (Ω) max.	Rated Current (mA) max.
HCB2012KF-300T30	30±25%	100	0.04	3000
HCB2012KF-800T30	80±25%	100	0.04	3000
HCB2012KF-121T20	120±25%	100	0.10	2000
HCB2012KF-151T20	150±25%	100	0.10	2000
HCB2012KF-221T20	220±25%	100	0.10	2000
HCB2012KF-301T10	300±25%	100	0.20	1000
HCB2012KF-471T10	470±25%	100	0.20	1000
HCB2012KF-601T10	600±25%	100	0.20	1000

- Rated current: based on temperature rise test
- In compliance with EIA 595

Impedance Frequency Characteristics(Typical)



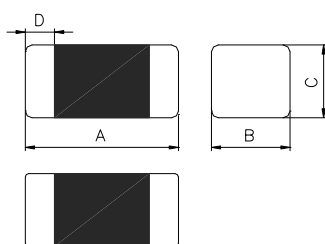
1.Features

1. Monolithic inorganic material construction.
2. Closed magnetic circuit avoids crosstalk.
3. Suitable for reflow soldering.
4. Shapes and dimensions follow E.I.A. spec.
5. Available in various sizes.
6. Excellent solder ability and heat resistance.
7. High reliability.
8. 100% Lead(Pb) & Halogen-Free and RoHS compliant.
9. Low DC resistance structure of electrode to prevent wasteful electric power consumption.



Certificate
of
GreenPartner

2.Dimensions



Chip Size	
A	3.20±0.20
B	1.60±0.20
C	1.10±0.20
D	0.50±0.30

Units: mm

3.Part Numbering



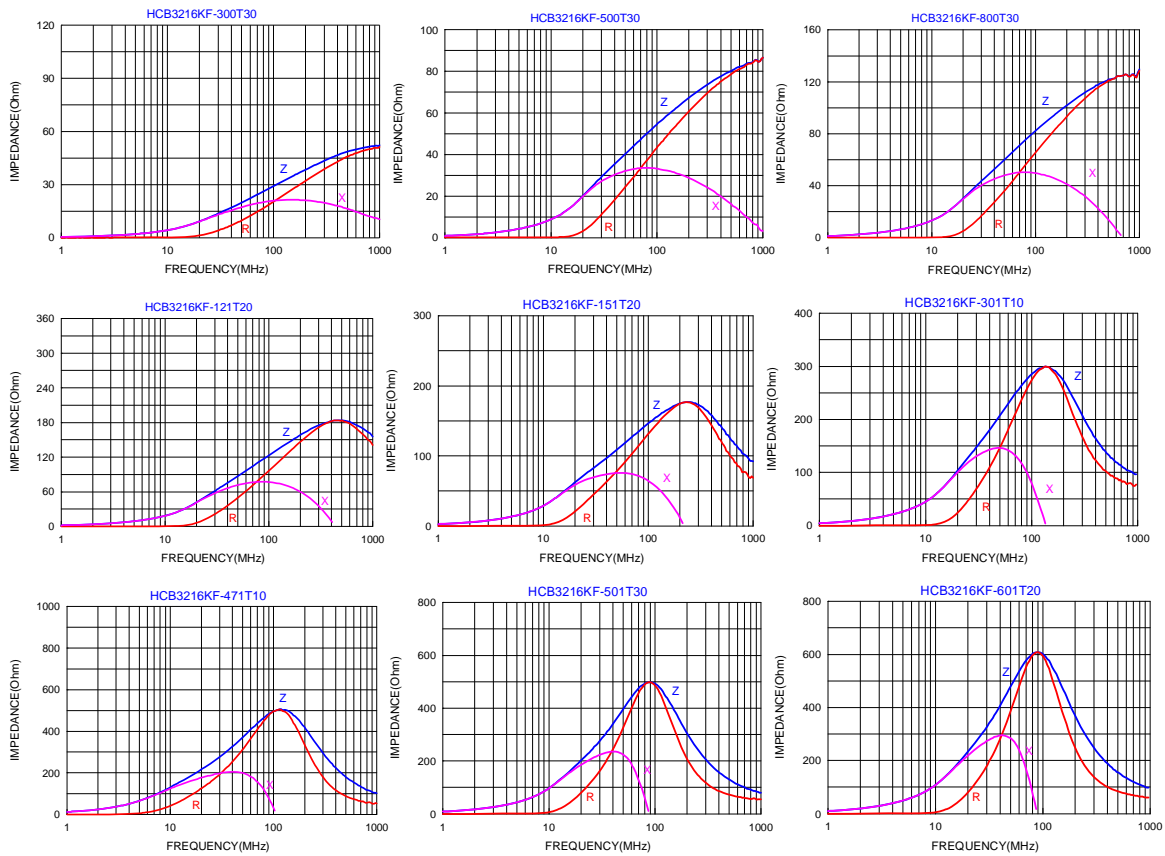
- A: Series
 B: Dimension L x W
 C: Material Lead Free Material
 D: Impedance 300=30Ω
 E: Packaging T=Taping and Reel, B=Bulk(Bags)
 F: Rated Current 30=3000mA

4.Specification

Tai-Tech Part Number	Impedance (Ω)	Test Frequency (MHz)	DC Resistance (Ω) max.	Rated Current (mA) max.
HCB3216KF-300T30	30±25%	100	0.04	3000
HCB3216KF-500T30	50±25%	100	0.04	3000
HCB3216KF-800T30	80±25%	100	0.04	3000
HCB3216KF-121T20	120±25%	100	0.10	2000
HCB3216KF-151T20	150±25%	100	0.10	2000
HCB3216KF-301T10	300±25%	100	0.20	1000
HCB3216KF-471T10	470±25%	100	0.20	1000
HCB3216KF-501T30	500±25%	100	0.04	3000
HCB3216KF-601T20	600±25%	100	0.10	2000

- Rated current: based on temperature rise test
- In compliance with EIA 595

Impedance Frequency Characteristics(Typical)



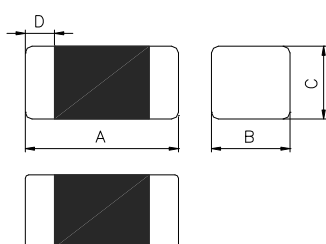
1.Features

1. Monolithic inorganic material construction.
2. Closed magnetic circuit avoids crosstalk.
3. Suitable for reflow soldering.
4. Shapes and dimensions follow E.I.A. spec.
5. Available in various sizes.
6. Excellent solder ability and heat resistance.
7. High reliability.
8. 100% Lead(Pb) & Halogen-Free and RoHS compliant.
9. Low DC resistance structure of electrode to prevent wasteful electric power consumption.



Certificate
of
GreenPartner

2.Dimensions



Chip Size	
A	4.50±0.20
B	1.60±0.20
C	1.60±0.20
D	0.50±0.30

Units: mm

3.Part Numbering

HCB
4516
KF
-
600
T
60

A B C D E F

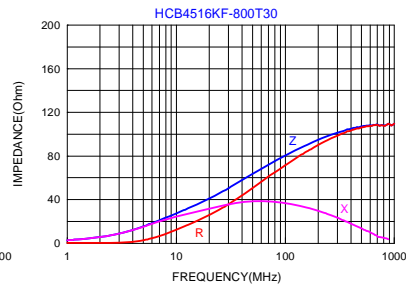
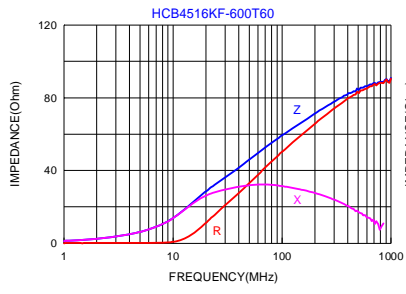
A: Series
 B: Dimension L x W
 C: Material Lead Free Material
 D: Impedance 600=60Ω
 E: Packaging T=Taping and Reel, B=Bulk(Bags)
 F: Rated Current 60=6000mA

4.Specification

Tai-Tech Part Number	Impedance (Ω)	Test Frequency (Hz)	DC Resistance (Ω) max.	Rated Current (mA) max.
HCB4516KF-600T60	60±25%	60mV/100M	0.01	6000
HCB4516KF-800T30	80±25%	60mV/100M	0.04	3000

- Rated current: based on temperature rise test
- In compliance with EIA 595

Impedance Frequency Characteristics(Typical)



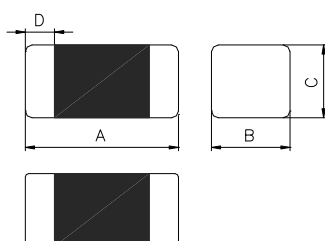
1.Features

1. Monolithic inorganic material construction.
2. Closed magnetic circuit avoids crosstalk.
3. Suitable for reflow soldering.
4. Shapes and dimensions follow E.I.A. spec.
5. Available in various sizes.
6. Excellent solder ability and heat resistance.
7. High reliability.
8. 100% Lead(Pb) & Halogen-Free and RoHS compliant.
9. Low DC resistance structure of electrode to prevent wasteful electric power consumption.



Certificate
of
GreenPartner

2.Dimensions



Chip Size	
A	4.50±0.20
B	3.20±0.20
C	1.50±0.20
D	0.50±0.30

Units: mm

3.Part Numbering



- A: Series
 B: Dimension L x W
 C: Material Lead Free Material
 D: Impedance 131=130Ω
 E: Packaging T=Taping and Reel, B=Bulk(Bags)
 F: Rated Current 30=3000mA

4.Specification

Tai-Tech Part Number	Impedance (Ω)	Test Frequency (MHz)	DC Resistance (Ω) max.	Rated Current (mA) max.
HCB4532KF-800T60	80±25%	100	0.01	6000
HCB4532KF-121T50	120±25%	100	0.02	5000
HCB4532KF-131T30	130±25%	100	0.04	3000
HCB4532KF-151T50	150±25%	100	0.02	5000
HCB4532MF-681T40	680±25%	100	0.03	4000
HCB4532MF-132T30	1300±25%	100	0.06	3000

- Rated current: based on temperature rise test
- In compliance with EIA 595

Impedance Frequency Characteristics(Typical)

