

Precision Thick Film Current Sensing Chip Resistor – BCCR Series



Features

- RoHS, Halogen Free and REACH Compliance
- High component and equipment reliability
- PCB space saving
- None forbidden-materials used in products/production

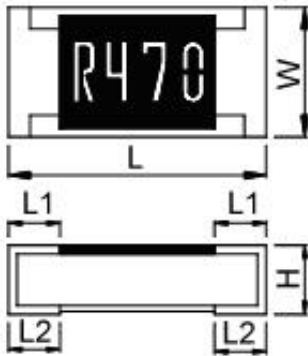
Applications

- All general purpose application

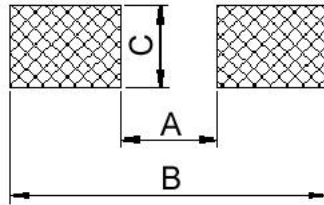
Product Identification

B	CCR	00	0805	-	10R2	F	TP
Grade	Product Series	Control Code	Dimensions Code	Special Code	Nominal Resistance	Tolerance	Taping Code
	Low Ohmic		0805		10R2=10.2Ω	F=±1%	TP (5000Pcs) : 0805~1206
	Precision Thick film		1206		1002=10KΩ		TE (4000Pcs) : 2010~2512
	Chip Resistors		2010				
			2512				

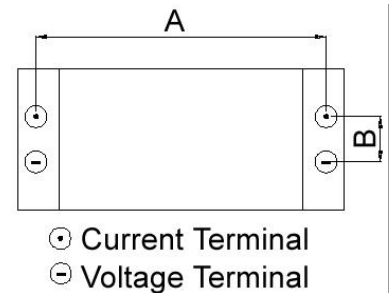
Configuration and Dimensions



Recommended Pattern



Measurement Point



Dimensions in mm

Type	Configuration and Dimensions					Recommended Pattern			Measurement Point	
	L	W	H	L1	L2	A	B	C	A	B
BCCR000805	2.00±0.10	1.25±0.10	0.50±0.10	0.35±0.20	0.35±0.20	1.2	3.0	1.3	1.80±0.05	0.35±0.05
BCCR001206	3.05±0.10	1.55±0.10	0.50±0.10	0.45±0.20	0.65±0.15	2.2	4.2	1.6	2.90±0.05	0.35±0.05
BCCR002010	5.00±0.10	2.50±0.10	0.60±0.10	0.65±0.20	0.65±0.20	3.5	6.1	2.8	4.50±0.05	1.15±0.05
BCCR002512	6.40±0.20	3.20±0.20	0.60±0.10	0.65±0.20	0.65±0.20	3.8	8.0	3.5	5.90±0.05	1.60±0.05

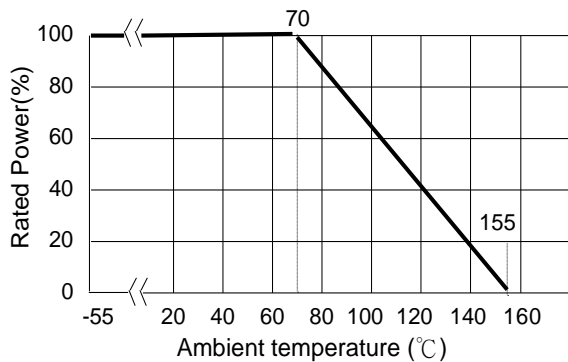
Precision Thick Film Current Sensing Chip Resistor – BCCR Series

Electrical Characteristics Resistance Range:

Type	Rated Power at 70°C (W)	Rated Current (A) Max.	Overload Current (A) Max.	T.C.R (ppm/°C)	Resistance Range (mΩ)
					±1% E-96
BCCR000805	1/8	0.83	2.08	±100	150 ≤ R < 1000
BCCR001206	1/4	1.29	1.94	±100	150 ≤ R < 1000
BCCR002010	3/4	2.5	6.25	±100	120 ≤ R < 1000
BCCR002512	1	2.89	7.22	±100	120 ≤ R < 1000
Operating Temperature Range					-55°C ~ +155°C

Note: When ordering, please specify tolerance code. Tolerance: F=±1%,

- Power Derating Curve: Operating Temperature Range: -55°C ~ +155°C,
For resistors operated in ambient temperatures above 70°C, power rating shall be derated in accordance with figure below.



- Rating Current: The resistor shall have a DC continuous working current or a rms. AC continuous working current at commercial-line frequency and wave form corresponding to the power rating, as determined from the following:
Remark: I: Rating Current.(A) , P: Rating Power.(W), R: Nominal Resistance.(Ω)

$$I = \sqrt{P/R}$$

Legal disclaimer

CHILISIN, its distributors and agents (collectively, "CHILISIN"), hereby disclaims any and all liabilities for any errors, inaccuracies or incompleteness contained in any product related information, including but not limited to product specifications, datasheets, pictures and/or graphics. CHILISIN may make changes, modifications and/or improvements to product related information at any time and without notice.

CHILISIN makes no representation, warranty, and/or guarantee about the fitness of its products for any particular purpose or the continuing production of any of its products. To the maximum extent permitted by law, CHILISIN disclaims (i) any and all liability arising out of the application or use of any CHILISIN product, (ii) any and all liability, including without limitation special, consequential or incidental damages, and (iii) any and all implied warranties, including warranties of fitness for a particular purpose, non-infringement and merchantability.

CHILISIN defined this product is for general electrical use , not design for any application for automotive electrical ,life-saving or life support equipment, or any application which may inflict casualties if CHILISIN product failure occurred. When consumer is using or selling products of CHILISIN without having discussion with the sales representatives and specifically stated the applicability mentioned above in a written form, then the client need to take a full responsibility and agree to protect CHILISIN from punishment and damage.

Information provided here is intended to indicate product specifications only. CHILISIN reserves all the rights for revising this content without further notification, as long as products are unchanged. Any product change will be announced by ECN.