

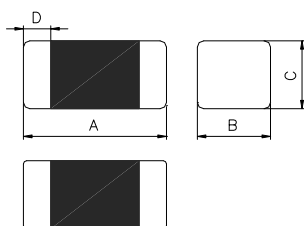
## 1.Features

1. Monolithic inorganic material construction.
2. Closed magnetic circuit avoids crosstalk.
3. S.M.T. type.
4. Suitable for reflow soldering.
5. Shapes and dimensions follow E.I.A. spec.
6. Available in various sizes.
7. Excellent solder ability and heat resistance.
8. High reliability.
9. 100% Lead(Pb) & Halogen-Free and RoHS compliant.



Certificate  
of  
GreenPartner

## 2.Dimensions



Chip Size	
A	0.40±0.02
B	0.20±0.02
C	0.20±0.02
D	0.10+0.04/-0.03

Units: mm

## 3.Part Numbering



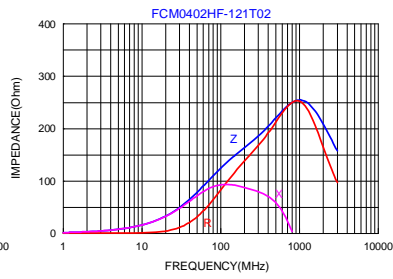
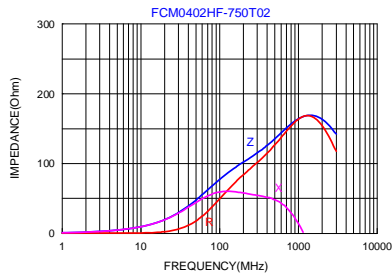
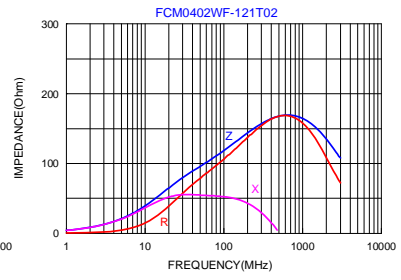
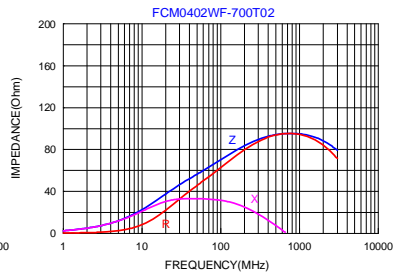
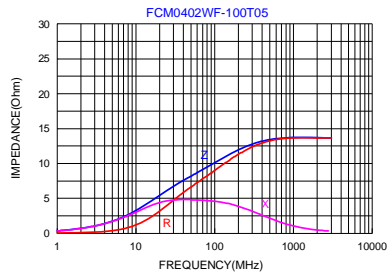
- A: Series  
 B: Dimension L x W  
 C: Material Lead Free Material  
 D: Impedance 121=120Ω  
 E: Packaging T=Taping and Reel  
 F: Rated Current

## 4.Specification

Tai-Tech Part Number	Impedance (Ω)	Test Frequency (MHz)	DC Resistance (Ω) max.	Rated Current (mA) max.
FCM0402WF-100T05	10±5 ohm	100	0.10	540
FCM0402WF-700T02	70±25%	100	0.37	280
FCM0402WF-121T02	120±25%	100	0.53	240
FCM0402HF-750T02	75±25%	100	0.45	260
FCM0402HF-121T02	120±25%	100	0.60	220

- Rated current: based on temperature rise test
- In compliance with EIA 595

## Impedance Frequency Characteristics(Typical)



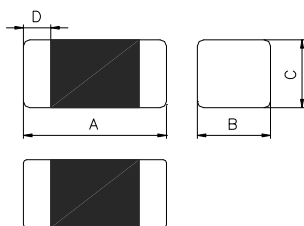
## 1.Features

1. Monolithic inorganic material construction.
2. Closed magnetic circuit avoids crosstalk.
3. S.M.T. type.
4. Suitable for reflow soldering.
5. Shapes and dimensions follow E.I.A. spec.
6. Available in various sizes.
7. Excellent solder ability and heat resistance.
8. High reliability.
9. 100% Lead(Pb) & Halogen-Free and RoHS compliant.



Certificate  
of  
GreenPartner

## 2.Dimensions



Chip Size	
A	0.60±0.03
B	0.30±0.03
C	0.30±0.03
D	0.15±0.05

Units: mm

## 3.Part Numbering



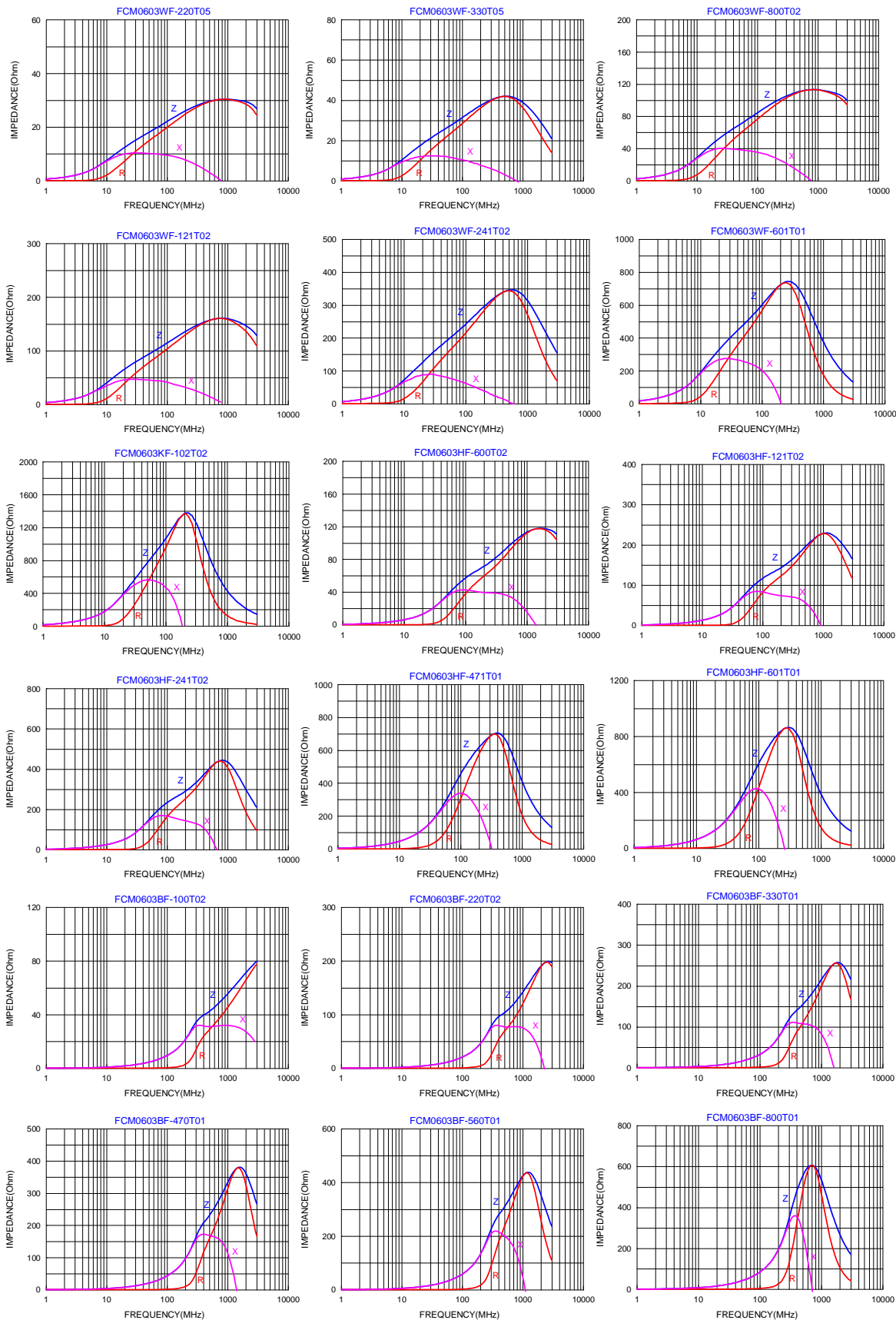
- A: Series  
 B: Dimension L x W  
 C: Material Lead Free Material  
 D: Impedance 121=120Ω  
 E: Packaging T=Taping and Reel, B=Bulk(Bags)  
 F: Rated Current 02=200mA

## 4.Specification

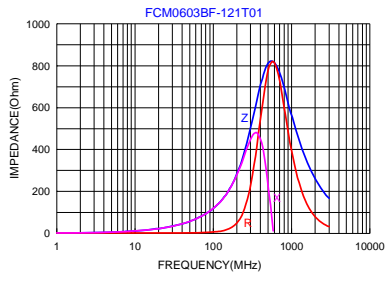
Tai-Tech Part Number	Impedance (Ω)	Test Frequency (MHz)	DC Resistance (Ω) max.	Rated Current (mA) max.
FCM0603WF-220T05	22±25%	100	0.065	500
FCM0603WF-330T05	33±25%	100	0.07	500
FCM0603WF-800T02	80±25%	100	0.40	200
FCM0603WF-121T02	120±25%	100	0.45	200
FCM0603WF-241T02	240±25%	100	0.65	200
FCM0603WF-601T01	600±25%	100	1.20	150
FCM0603KF-102T02	1000±25%	100	1.15	220
FCM0603HF-600T02	60±25%	100	0.25	200
FCM0603HF-121T02	120±25%	100	0.40	200
FCM0603HF-241T02	240±25%	100	0.80	200
FCM0603HF-471T01	470±25%	100	1.05	100
FCM0603HF-601T01	600±25%	100	1.20	100
FCM0603BF-100T02	10±25%	100	0.25	200
FCM0603BF-220T02	22±25%	100	0.45	200
FCM0603BF-330T01	33±25%	100	0.55	150
FCM0603BF-470T01	47±25%	100	0.70	150
FCM0603BF-560T01	56±25%	100	1.00	100
FCM0603BF-800T01	80±25%	100	1.30	100
FCM0603BF-121T01	120±25%	100	1.50	100

- Rated current: based on temperature rise test
- In compliance with EIA 595

## Impedance Frequency Characteristics(Typical)



### Impedance Frequency Characteristics(Typical)



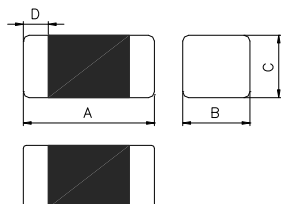
## 1.Features

1. Monolithic inorganic material construction.
2. Closed magnetic circuit avoids crosstalk.
3. S.M.T. type.
4. Suitable for reflow soldering.
5. Shapes and dimensions follow E.I.A. spec.
6. Available in various sizes.
7. Excellent solder ability and heat resistance.
8. High reliability.
9. 100% Lead(Pb) & Halogen-Free and RoHS compliant.



Certificate  
of  
GreenPartner

## 2.Dimensions



Chip Size	
A	1.00±0.10
B	0.50±0.10
C	0.50±0.10
D	0.25±0.10

Units: mm

## 3.Part Numbering



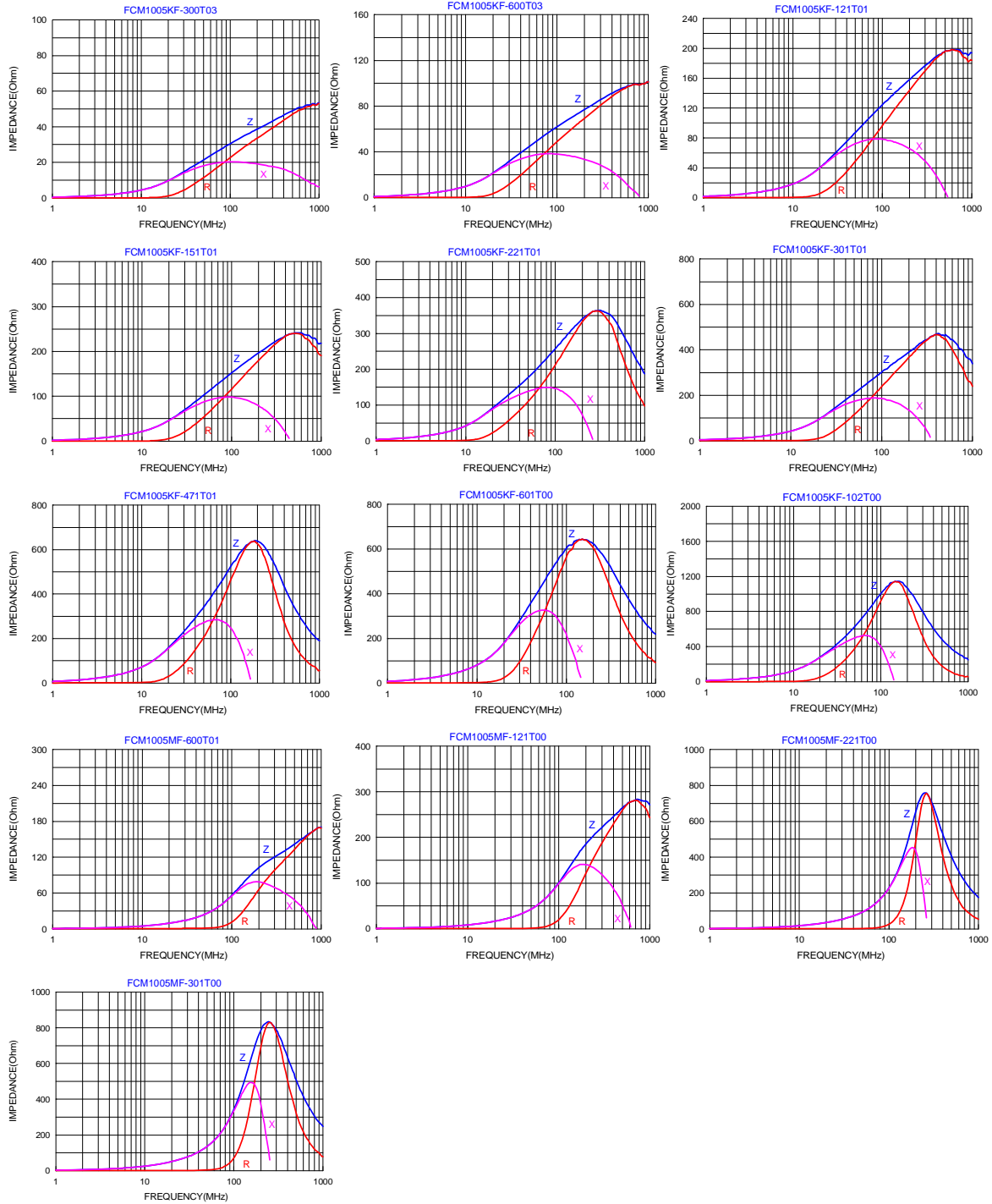
- A: Series  
 B: Dimension L x W  
 C: Material Lead Free Material  
 D: Impedance 121=120Ω  
 E: Packaging T=Taping and Reel, B=Bulk(Bags)  
 F: Rated Current 01=100mA

## 4.Specification

Tai-Tech Part Number	Impedance (Ω)	Test Frequency (MHz)	DC Resistance (Ω) max.	Rated Current (mA) max.
FCM1005KF-300T03	30±25%	100	0.20	300
FCM1005KF-600T03	60±25%	100	0.25	300
FCM1005KF-121T01	120±25%	100	0.30	100
FCM1005KF-151T01	150±25%	100	0.30	100
FCM1005KF-221T01	220±25%	100	0.40	100
FCM1005KF-301T01	300±25%	100	0.50	100
FCM1005KF-471T01	470±25%	100	0.65	100
FCM1005KF-601T00	600±25%	100	0.80	80
FCM1005KF-102T00	1000±25%	100	1.20	50
FCM1005MF-600T01	60±25%	100	0.30	100
FCM1005MF-121T00	120±25%	100	0.45	80
FCM1005MF-221T00	220±25%	100	0.60	50
FCM1005MF-301T00	300±25%	100	0.75	50

- Rated current: based on temperature rise test
- In compliance with EIA 595

## Impedance Frequency Characteristics(Typical)



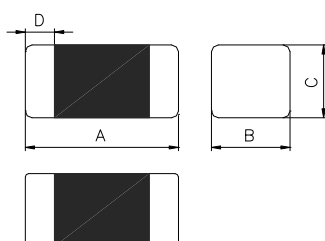
## 1.Features

1. Monolithic inorganic material construction.
2. Closed magnetic circuit avoids crosstalk.
3. S.M.T. type.
4. Suitable for reflow soldering.
5. Shapes and dimensions follow E.I.A. spec.
6. Available in various sizes.
7. Excellent solderability and heat resistance.
8. High reliability.
9. 100% Lead(Pb) & Halogen-Free and RoHS compliant.



Certificate  
of  
GreenPartner

## 2.Dimensions



Chip Size	
A	1.60±0.15
B	0.80±0.15
C	0.80±0.15
D	0.30±0.20

Units: mm

## 3.Part Numbering



- A: Series  
 B: Dimension L x W  
 C: Material Lead Free Material  
 D: Impedance 600=60Ω  
 E: Packaging T=Taping and Reel, B=Bulk(Bags)  
 F: Rated Current 07=700mA

## 4.Specification

Tai-Tech Part Number	Impedance (Ω)	Test Frequency (MHz)	DC Resistance (Ω) max.	Rated Current (mA) max.
FCM1608KF-300T07	30±25%	100	0.20	700
FCM1608KF-600T07	60±25%	100	0.20	700
FCM1608KF-121T06	120±25%	100	0.25	600
FCM1608KF-151T06	150±25%	100	0.25	600
FCM1608KF-221T05	220±25%	100	0.30	550
FCM1608KF-301T05	300±25%	100	0.35	500
FCM1608KF-471T03	470±25%	100	0.45	350
FCM1608KF-601T03	600±25%	100	0.50	350
FCM1608KF-102T02	1000±25%	100	0.70	200
FCM1608HF-152T02	1500±25%	100	1.00	200
FCM1608HF-202T01	2000±25%	100	1.20	150

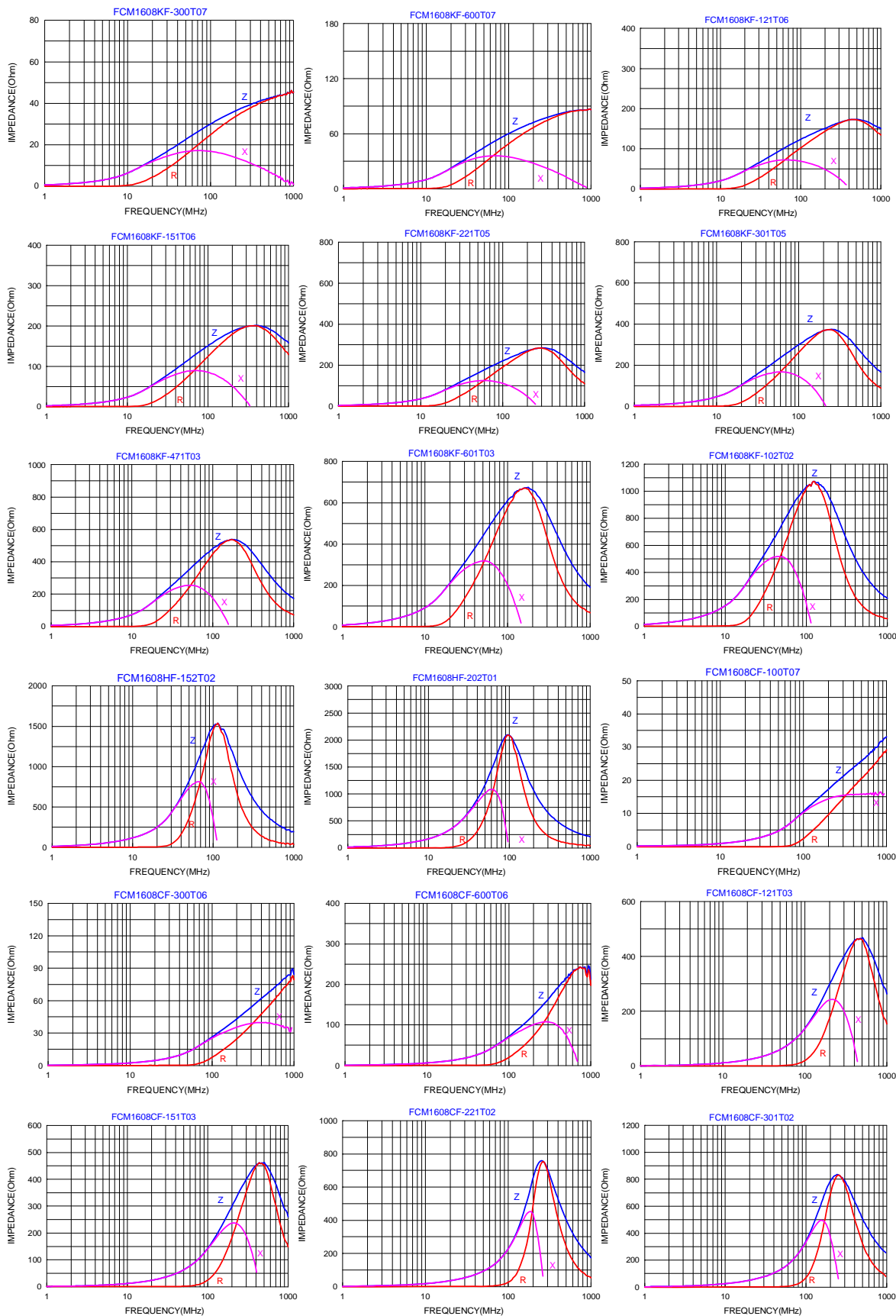


**TAI-TECH**

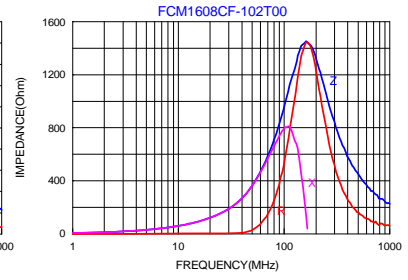
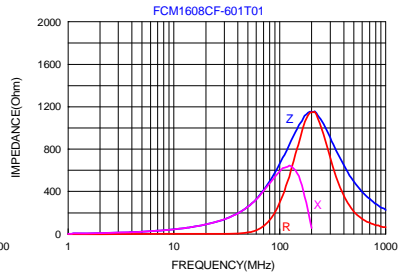
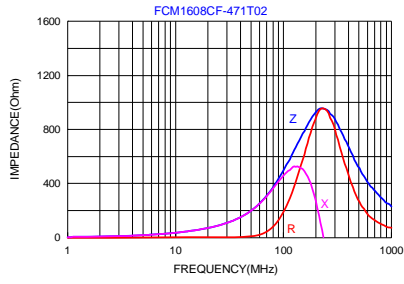
Tai-Tech Part Number	Impedance ( $\Omega$ )	Test Frequency (MHz)	DC Resistance ( $\Omega$ ) max.	Rated Current (mA) max.
FCM1608CF-100T07	10 $\pm$ 25%	100	0.20	700
FCM1608CF-300T06	30 $\pm$ 25%	100	0.25	600
FCM1608CF-600T06	60 $\pm$ 25%	100	0.30	600
FCM1608CF-121T03	120 $\pm$ 25%	100	0.40	300
FCM1608CF-151T03	150 $\pm$ 25%	100	0.40	300
FCM1608CF-221T02	220 $\pm$ 25%	100	0.60	250
FCM1608CF-301T02	300 $\pm$ 25%	100	0.80	200
FCM1608CF-471T02	470 $\pm$ 25%	100	0.85	200
FCM1608CF-601T01	600 $\pm$ 25%	100	1.20	150
FCM1608CF-102T00	1000 $\pm$ 25%	100	1.50	80

- Rated current: based on temperature rise test
- In compliance with EIA 595

## Impedance Frequency Characteristics(Typical)



## Impedance Frequency Characteristics(Typical)



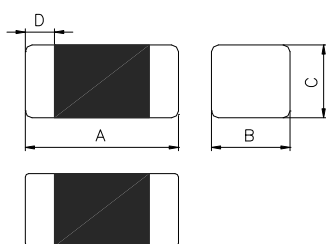
## 1.Features

1. Monolithic inorganic material construction.
2. Closed magnetic circuit avoids crosstalk.
3. S.M.T. type.
4. Suitable for reflow soldering.
5. Shapes and dimensions follow E.I.A. spec.
6. Available in various sizes.
7. Excellent solderability and heat resistance.
8. High reliability.
9. 100% Lead(Pb) & Halogen-Free and RoHS compliant.



Certificate  
of  
GreenPartner

## 2.Dimensions



Chip Size	
A	2.00±0.20
B	1.25±0.20
C	0.85±0.20      1.25±0.20
D	0.50±0.30

Units: mm

## 3.Part Numbering



A: Series  
 B: Dimension      L x W  
 C: Material      Lead Free Material  
 D: Impedance      121=120Ω  
 E: Packaging      T=Taping and Reel, B=Bulk(Bags)  
 F: Rated Current      08=800mA

## 4.Specification

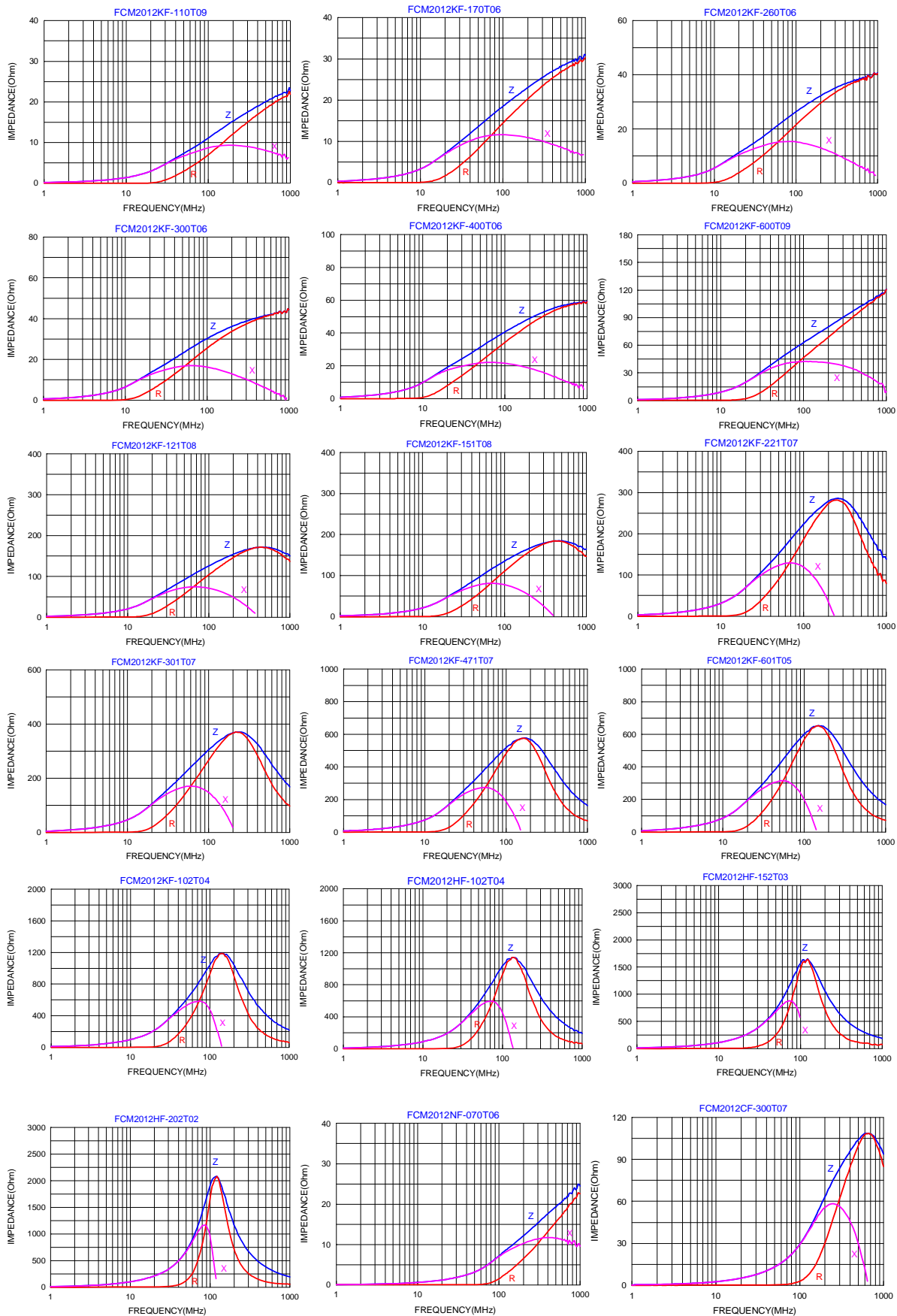
Tai-Tech Part Number	Thickness C size (mm)	Impedance (Ω)	Test Frequency (MHz)	DC Resistance (Ω) max.	Rated Current (mA) max.
FCM2012KF-110T09	0.85±0.2	11±25%	100	0.10	900
FCM2012KF-170T06	0.85±0.2	17±25%	100	0.10	600
FCM2012KF-260T06	0.85±0.2	26±25%	100	0.10	600
FCM2012KF-300T06	0.85±0.2	30±25%	100	0.10	600
FCM2012KF-400T06	0.85±0.2	40±25%	100	0.10	600
FCM2012KF-600T09	0.85±0.2	60±25%	100	0.10	900
FCM2012KF-121T08	0.85±0.2	120±25%	100	0.20	800
FCM2012KF-151T08	0.85±0.2	150±25%	100	0.20	800
FCM2012KF-221T07	0.85±0.2	220±25%	100	0.30	750
FCM2012KF-301T07	0.85±0.2	300±25%	100	0.30	700
FCM2012KF-471T07	0.85±0.2	470±25%	100	0.35	700
FCM2012KF-601T05	0.85±0.2	600±25%	100	0.40	500
FCM2012KF-102T04	0.85±0.2	1000±25%	100	0.45	400

**TAI-TECH**

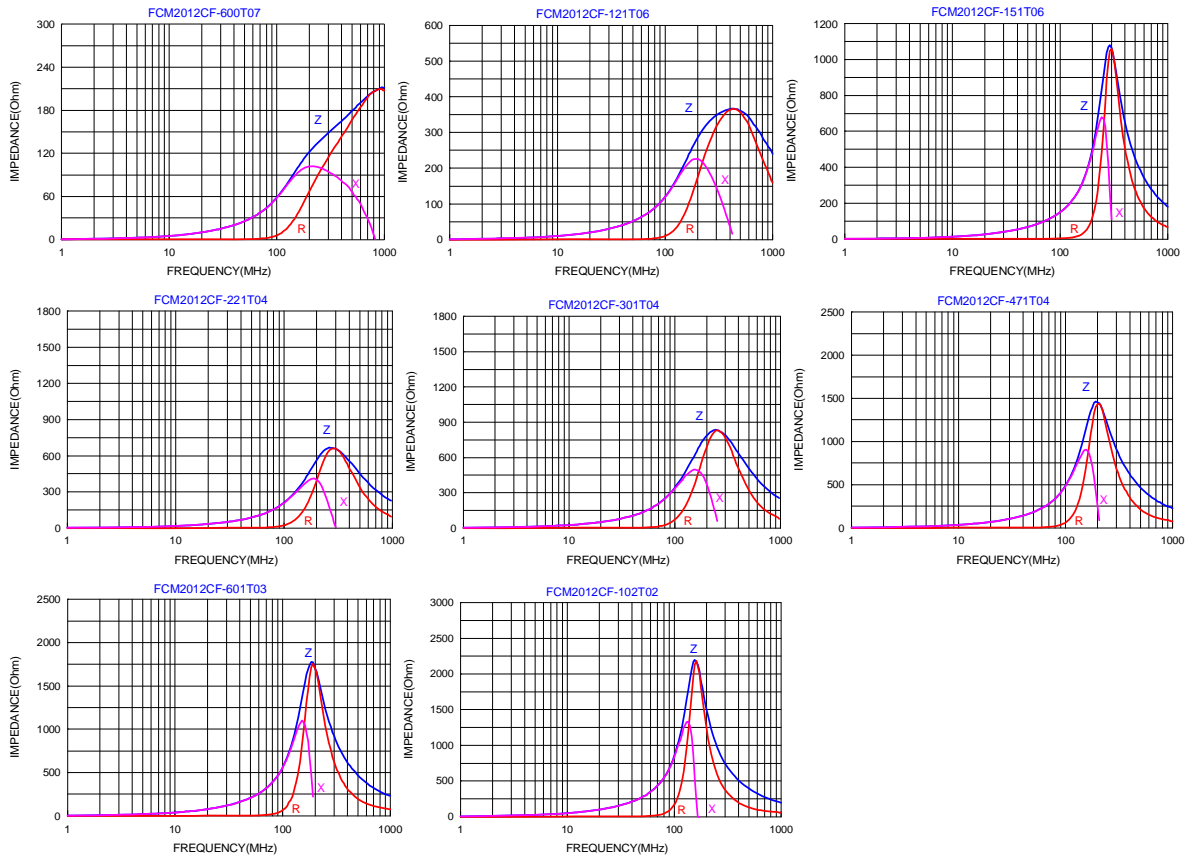
Tai-Tech Part Number	Thickness C size (mm)	Impedance ( $\Omega$ )	Test Frequency (MHz)	DC Resistance ( $\Omega$ ) max.	Rated Current (mA) max.
FCM2012HF-102T04	0.85±0.2	1000±25%	100	0.45	400
FCM2012HF-152T03	0.85±0.2	1500±25%	100	0.50	350
FCM2012HF-202T02	0.85±0.2	2000±25%	100	0.60	250
FCM2012NF-070T06	0.85±0.2	7±25%	100	0.10	600
FCM2012CF-300T07	0.85±0.2	30±25%	100	0.20	700
FCM2012CF-600T07	0.85±0.2	60±25%	100	0.20	700
FCM2012CF-121T06	0.85±0.2	120±25%	100	0.25	600
FCM2012CF-151T06	0.85±0.2	150±25%	100	0.25	600
FCM2012CF-221T04	0.85±0.2	220±25%	100	0.30	400
FCM2012CF-301T04	0.85±0.2	300±25%	100	0.35	400
FCM2012CF-471T04	1.25±0.2	470±25%	100	0.40	400
FCM2012CF-601T03	1.25±0.2	600±25%	100	0.45	300
FCM2012CF-102T02	1.25±0.2	1000±25%	100	0.50	200

- Rated current: based on temperature rise test
- In compliance with EIA 595

### Impedance Frequency Characteristics(Typical)



## Impedance Frequency Characteristics(Typical)



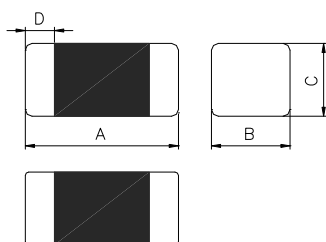
## 1.Features

1. Monolithic inorganic material construction.
2. Closed magnetic circuit avoids crosstalk.
3. S.M.T. type.
4. Suitable for reflow soldering.
5. Shapes and dimensions follow E.I.A. spec.
6. Available in various sizes.
7. Excellent solder ability and heat resistance.
8. High reliability.
9. 100% Lead(Pb) & Halogen-Free and RoHS compliant.



Certificate  
of  
GreenPartner

## 2.Dimensions



Chip Size	
A	3.20±0.20
B	1.60±0.20
C	1.10±0.20
D	0.50±0.30

Units: mm

## 3.Part Numbering



- A: Series  
 B: Dimension L x W  
 C: Material Lead Free Material  
 D: Impedance 121=120Ω  
 E: Packaging T=Taping and Reel, B=Bulk(Bags)  
 F: Rated Current 09=900mA

## 4.Specification

Tai-Tech Part Number	Impedance (Ω)	Test Frequency (MHz)	DC Resistance (Ω) max.	Rated Current (mA) max.
FCM3216KF-260T05	26±25%	100	0.20	500
FCM3216KF-310T05	31±25%	100	0.20	500
FCM3216KF-420T05	42±25%	100	0.20	500
FCM3216KF-500T05	50±25%	100	0.20	500
FCM3216KF-700T05	70±25%	100	0.20	500
FCM3216KF-900T05	90±25%	100	0.20	500
FCM3216KF-121T09	120±25%	100	0.15	900
FCM3216KF-151T09	150±25%	100	0.15	900
FCM3216KF-201T06	200±25%	100	0.35	600
FCM3216KF-221T07	220±25%	100	0.35	700
FCM3216KF-301T07	300±25%	100	0.35	700
FCM3216KF-471T04	470±25%	100	0.35	400
FCM3216KF-601T04	600±25%	100	0.40	400

- Rated current: based on temperature rise test
- In compliance with EIA 595



## Impedance Frequency Characteristics(Typical)

