

Green-Cap (ELECTRIC DOUBLE LAYER CAPACITORS)

DV Axial Type, High Voltage Series

- High Power Density
- Rapid charge and discharge
- Ultra-low internal resistance

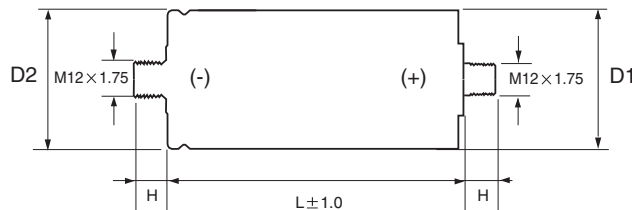
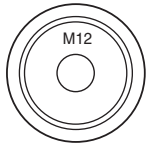


Item	Characteristics	
Operating temperature range	-40 ~ +65°C	
Rated Voltage	2.85 VDC	
Capacitance tolerance	0% ~ +20%	
Temperature characteristics	Capacitance change	Within $\pm 5\%$ of initial value at +20°C
	Internal resistance change	Within 100% of initial value at +20°C
Endurance (65°C)	Test time	1500 hours
	Capacitance change	Within $\pm 20\%$ of specified value
	Internal resistance change	Less than 100% of specified value
Shelf life (65°C)	After 1500 hours no load test same as endurance	
Life Time at RT ⁽¹⁾	10 years	(1) $\Delta CI < 20\%$ and $\Delta ESR < 100\%$ of specified value, respectively and $LC <$ specified value
Cycle Life (25°C) ⁽¹⁾⁽²⁾	1,000,000 cycles	(2) Cycle : between rated voltage and half rated voltage under constant current at 25°C

● DRAWING

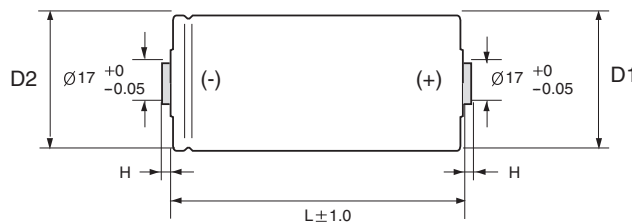

Unit : mm

Threaded Type



Size(mm)		
H	D1	D2
(± 0.2)	(± 0.2)	(± 0.5)
13.0	$\varnothing 60.4$	$\varnothing 60.7$

Weldable Type



Size(mm)		
H	D1	D2
(± 0.2)	(± 0.2)	(± 0.5)
3.0	$\varnothing 60.4$	$\varnothing 60.7$

● CHARACTERISTIC LIST & DIMENSIONS

Rated Voltage	Capacitance (F)	ESR, 1KHz (m Ω)	ESR, DC (m Ω)	LC (72hr) (mA)	Max Continuous Current(A)	Max Peak Current(A)	Specific Energy		Weight (g)	Volume (ml)	Dimension $\varnothing D \times L$ (mm)
							(Wh/kg)	(Wh/L)			
2.85	1200	0.35	0.50	3.4	63	1069	4.67	6.38	290	212	60.4 × 74
	1600	0.30	0.45	4.6	84	1326	5.55	7.41	325	244	60.4 × 85
	2000	0.25	0.35	5.7	106	1676	5.86	7.72	385	292	60.4 × 102
	3000	0.20	0.28	8.6	150	2323	6.57	8.56	515	395	60.4 × 138