








-  Low profile SMD type.
-  High energy storage and low DCR.
-  Magnetically shielded, suitable for high density mounting.
-  Ideal for power source circuits, DC-DC convert, DC-AC Inverters inductor and input-Output filter application.
-  Operating temperature -40 C to +125 C
-  RoHS compliant



**ELECTRICAL SPECIFICATION @ 25°C**

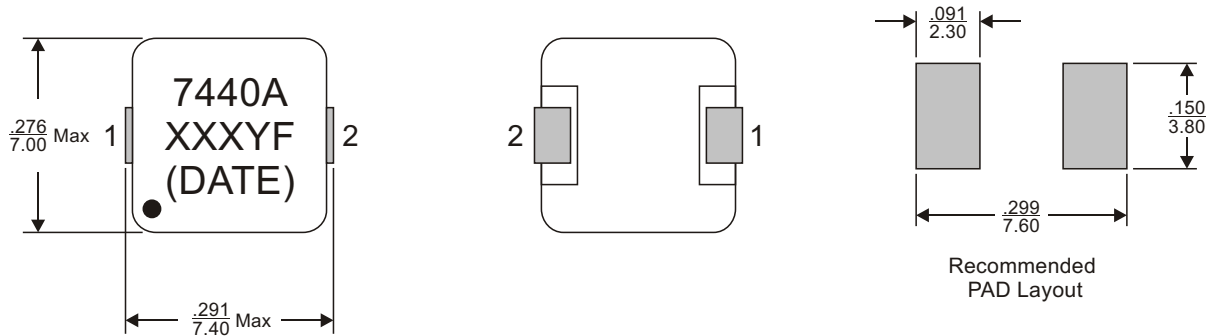
Part Number	Inductance <sup>3</sup> @0Adc (uH ±25%)	Inductance <sup>4</sup> @Irated (uH Typ)	Irated <sup>5</sup> (A)	DCR (m Ω)		Saturation Current <sup>6</sup> Isat (A)	Heating Current <sup>7</sup> Idc(A)	Marking (XXXY)
				Typ	Max			
RIS7440A-401PF	0.40	0.32	17.5	3.0	3.2	27	17.5	401P
RIS7440A-601PF	0.60	0.48	15	4.5	4.8	21	15	601P
RIS7440A-102PF	1.00	0.80	12	6.6	7.2	17	12	102P
RIS7440A-182PF	1.80	1.44	8.0	15.6	16.0	13	8.0	182P
RIS7440A-232PF	2.30	1.84	7.0	17.5	18.0	11.5	7.5	232P
RIS7440A-332PF	3.30	2.64	5.5	26.6	27.5	9.5	5.8	332P
RIS7440A-472PF	4.70	3.76	4.5	36.6	38.0	8.0	4.5	472P

**Notes:**

1. Ordering Information: RIS7440A - bbbaFc.  
 RIS7440A = Product Type.  
 a = Tolerance of Inductance (P = ± 25%).  
 bbb = Inductance (@oAdc) value in uH (i.e. 601 = 0.60uH; 232 = 2.3uH).  
 F = Internal Control Code.  
 c = Packaging Code (T = Tape & Reel Packaging in 13 inch Reel).
2. Inductance is tested at 0.1Vrms, 100kHz .
3. The inductance is the nominal inductance value measured at 0Adc bias current.
4. Inductance at Irated is a typical inductance value for the component taken at rated current.
5. The rated current listed is the lower of the saturation current @ 25°C or the heating current.
6. Saturation current, Isat, indicates the value of DC current when the inductance is 20% (typical) lower than its initial value at an ambient temperature of 25°C.
7. Heating current, Idc, is the DC current required to raise the component temperature by approximately 40°C. The heating current is determined by mounting the component on a typical PCB and applying current for 30 minutes.
8. Operating temperature range: -40°C to +125°C.
9. The part temperature (ambient temperature + temperature rise) should not exceed the upper limit of the operating temperature under worst case operating conditions. Circuit design, component placement, PWB trace size and thickness, airflow and other cooling provisions all affect the part temperature. Part temperature should be verified in the end application.



MECHANICAL DIMENSIONS



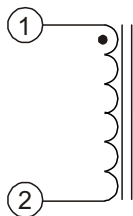
Part Number	Ht (in./mm Max)
RIS7440A-401P	.165/4.20
RIS7440A-601P	.165/4.20
RIS7440A-102P	.165/4.20
RIS7440A-182P	.157/4.00
RIS7440A-232P	.157/4.00
RIS7440A-332P	.157/4.00
RIS7440A-472P	.157/4.00

Notes:

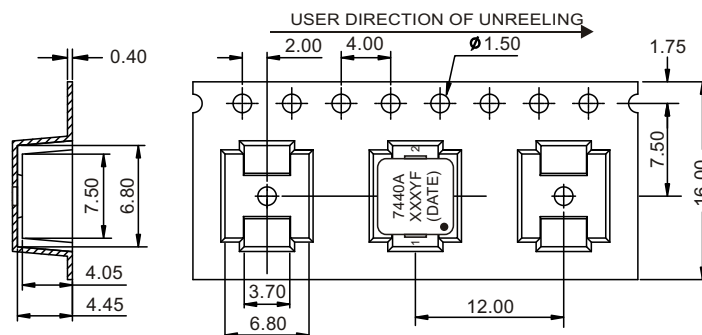
10. All dimensions are specified in  $\frac{\text{inches}}{\text{mm}}$  with higher precedence in mm.  
 11. Unless otherwise specified, all tolerances are  $\pm \frac{.010}{0.25}$ .

Weight (in gram)	: 1.0 typ.
Tape & Reel	: 1100 / reel

SCHMATIC



PACKAGING



FOR MORE INFORMATION, PLEASE CONTACT

HEADQUARTER

1/F., Harbour View 1, No.12 Science Park East Avenue,  
Phase II, Hong Kong Science Park, Shatin, N.T.  
Hong Kong

Tel: (852) 2954 3333 Fax: (852) 2954 3304

Email: eempl@eleceltek.com

Website: <http://www.eleceltek.com> / [www.eemagnetic.com](http://www.eemagnetic.com)

Information herein is for reference only and subject to change without notice. It does not constitute any representation, warranty or commitment of the company in respect of the products in any aspect. All logos, brands and product names mentioned herein are trademarks or registered trademarks of their respective owners. The company does not assume any liability arising out of the application or use of any product or circuit described herein. Copyrights 2009, E & E Magnetic Products Limited.