

MHCD SERIES

Combination Power & Signal D-Sub

FEATURES:

- Available in a range of industry standard contact configurations: 3W3 | 5W1 | 5W5 | 7W2
- All contacts are pre-loaded into the insulator
- Available with solder cup, vertical and right angle pin terminations
- Available with 20 or 40 amp power contacts, 5 amp signal
- Allows signal and power transfer within one connector



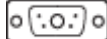

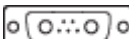
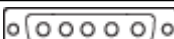
ORDER CODE:

EXAMPLE PART NUMBER: MHCDR7W2P4

	MHCD	R	7W2	P	4
SERIES	TERMINATION		CONTACT LAYOUT*	SPECIAL CONTACT	
MHCD	S	VERTICAL SOLDER CUP	TYPE	2	20A POWER CONTACTS
	D	VERTICAL SOLDER PIN		4	40A POWER CONTACTS
	R	RIGHT ANGLE SOLDER PIN	P	PLUG	
			S	SOCKET	

MH COMBINATION D-SUB CONNECTORS SHELL SIZE REFERENCE

- 5W1 LAYOUT D-SUBS = STANDARD 9 POSITION
- 3W3 / 7W2 LAYOUT D-SUBS = STANDARD 15 POSITION
- 5W5 LAYOUT D-SUBS = STANDARD 25 POSITION

5W1	
3W3	
7W2	
5W5	

TECHNICAL SPECIFICATION:

INSULATOR MATERIAL	PVT, BLACK, UL94 V-0
INSULATOR RESISTANCE	5 GΩ
POWER CONTACT CURRENT	20A OR 40A PER CONTACT MAX.
SIGNAL CONTACT CURRENT	5A PER CONTACT MAX.
WORKING VOLTAGE	250V
SHELL MATERIAL, PLATING	STAMPED STEEL, NICKEL
CONTACT MATERIAL, PLATING	COPPER ALLOY, FULL GOLD FLASH
OPERATING TEMP. RANGE	-55°C ~ +125°C

Simple. Complex. Critical.

Established technologies you can trust.